

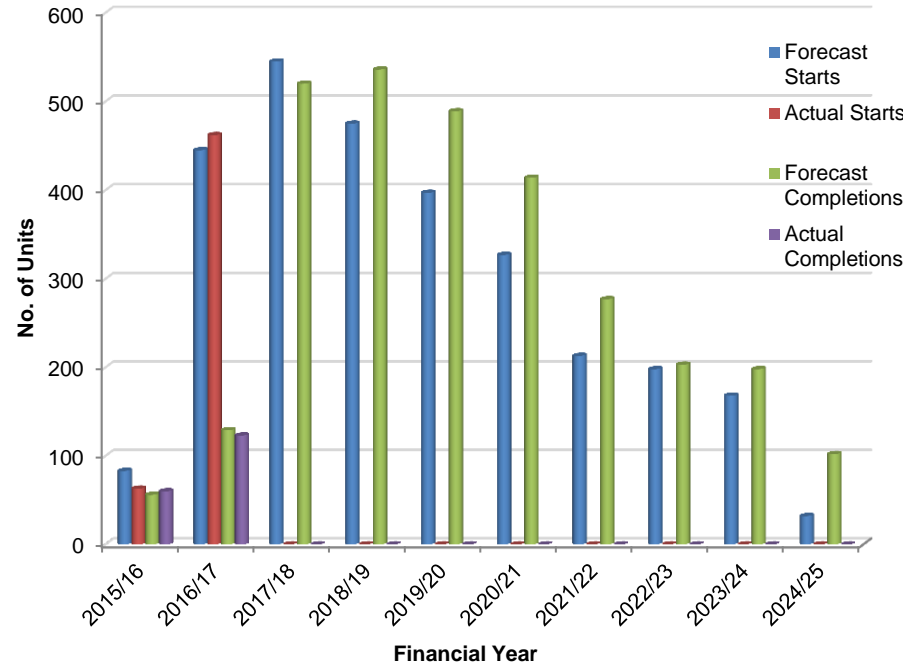
HOUSING STARTS AND COMPLETIONS IN THE GARDEN CITY AREA

1. Existing Housing Starts & Completions by 2020/21 within the Red Line Area. (Excluding future development schemes)

Year	Original Developer Forecast		Current Developer Actual (at 06/03/17)		Revised Forecast (Actual + remaining forecast figures)	
	Starts	Complete	Starts	Complete	Starts	Complete
2014-2015	9	0	9	40	-	-
2015-2016	83	56	63	60	-	-
2016-2017	445	129	462	123	511	142
2017-2018	545	520				
2018-2019	475	536				
2019-2020	397	489				
2020-2021	327	414				

2. Forecast Starts and Completions within the Impact Area 2016/2017: Forecast Starts = 94 units Forecast Completions = 91 units

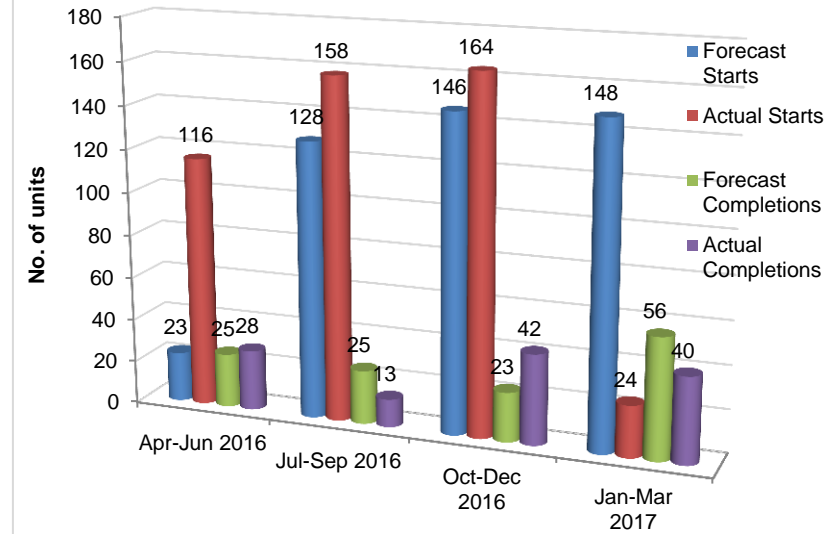
Housing starts and completions, by financial year, showing forecast versus actual 2015-2025 within the red line area



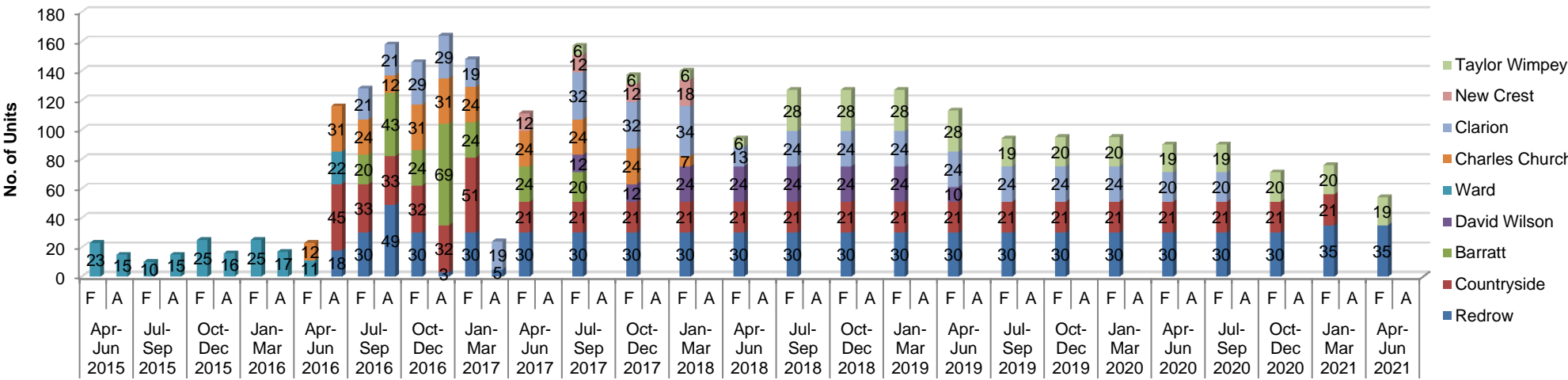
EBBSFLEET HOUSING DELIVERY

DASHBOARD – 8 March 2017

Housing starts and completions, by quarter, showing forecast versus actual 2016-2017 within the red line area



Housing starts by existing developer, within the red line area, displaying forecast and actual 2015 - 2021



Key Upcoming Planning Decisions	Decision Due Date	Comments
EDC/17/0010	20/3/2017	Erection of two single storey side extensions (Eastgate Centre, Springhead).
EDC/17/0020	24/4/2017	Reserved Matters for 42 affordable units (Phase 3, Parcels E & F, Eastern Quarry)
EDC/17/0026	26/4/2017	Design details of recreational equipment, furniture and cycle parking areas (Ebbsfleet Green)

Top Risks to Delivery within the Red Line Area	RAG Status	Improving
Supply issues now resolved and deliveries back to normal	Green	Upward arrow
Delays to road delivery affecting starts on site	Red	Downward arrow
Reliance on Developers to submit applications & associated details	Yellow	Upward arrow

Housing completions by existing developer, within the red line area, displaying forecast and actual 2015 - 2021

