

HOUSING STARTS AND COMPLETIONS IN THE GARDEN CITY AREA

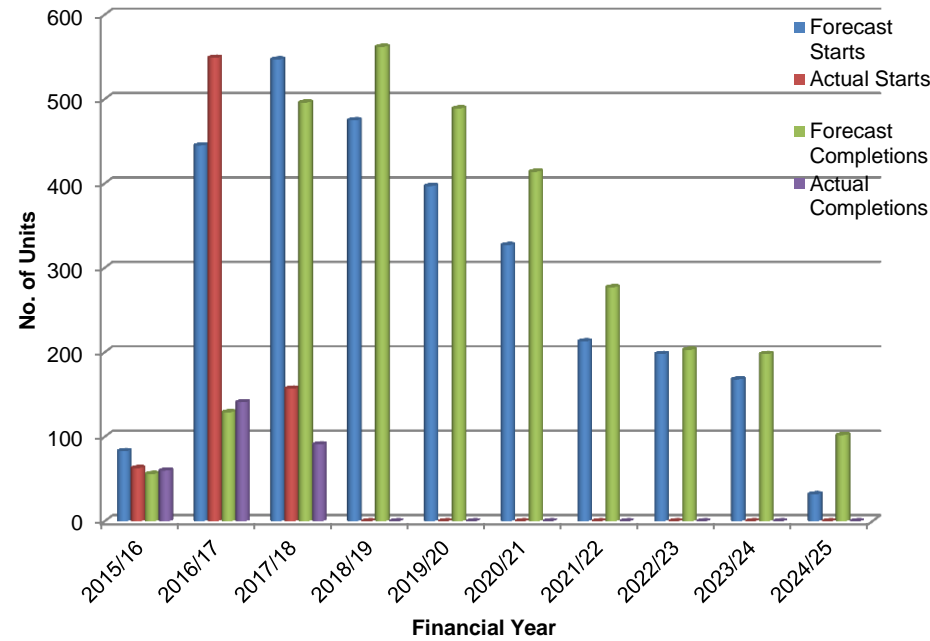
1. Existing Housing Starts & Completions by 2020/21 within the Red Line Area. (Excluding future development schemes)

Year	Original Developer Forecast		Current Developer Actual (at 04/04/17)		Revised Forecast (Actual + remaining forecast figures)	
	Starts	Complete	Starts	Complete	Starts	Complete
2014-2015	9	0	9	40	-	-
2015-2016	83	56	63	60	-	-
2016-2017	445	129	549	141	-	-
2017-2018	516	496	157	91	639	493
2018-2019	475	536				
2019-2020	397	489				
2020-2021	327	414				

2. Starts and Completions within the Impact Area

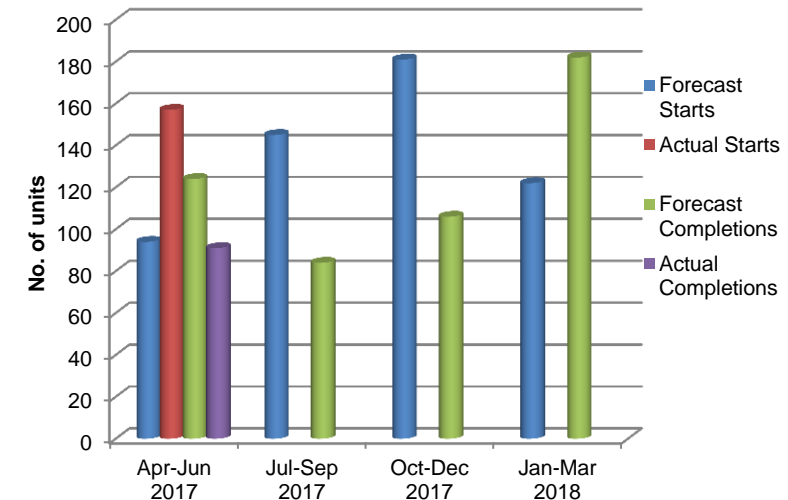
2016/2017: Actual Starts = 94 units Actual Completions = 91 units

Housing starts and completions, by financial year, showing forecast versus actual 2015-2025 within the red line area

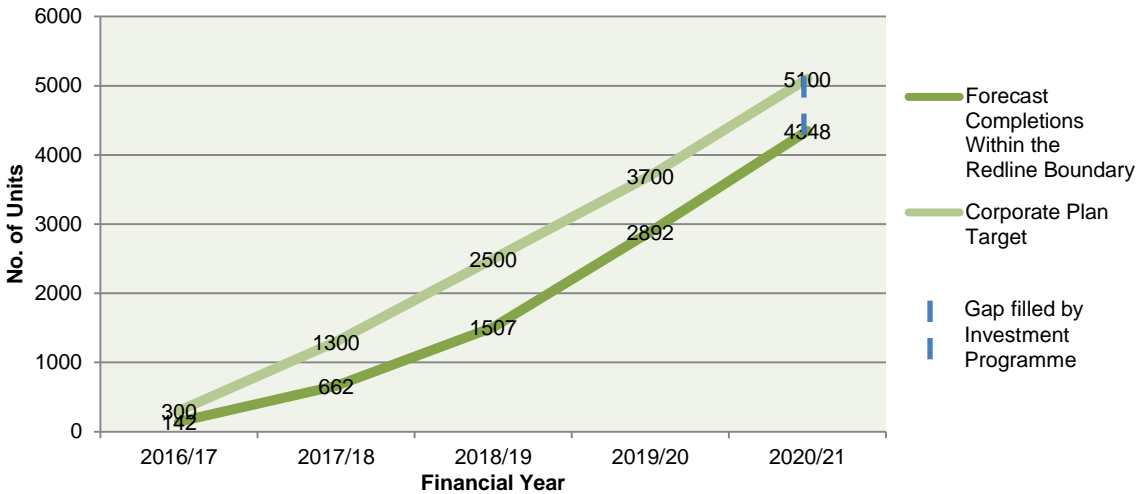


EDC 017/041 ANNEX B EBBSFLEET HOUSING DELIVERY DASHBOARD – 12 JUNE 2017

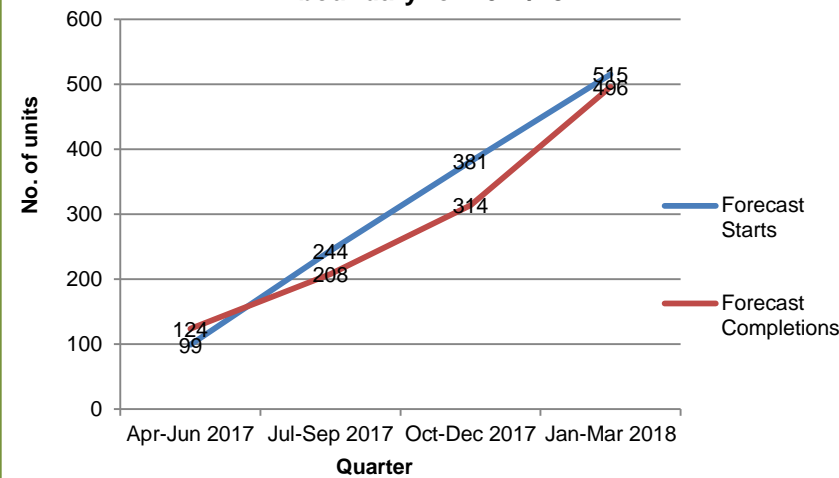
Housing starts and completions, by quarter, showing forecast versus actual 2017-2018, within the red line area



5 Year Housing Completions Trajectory Corporate Plan Target v Redline Boundary Forecast at present



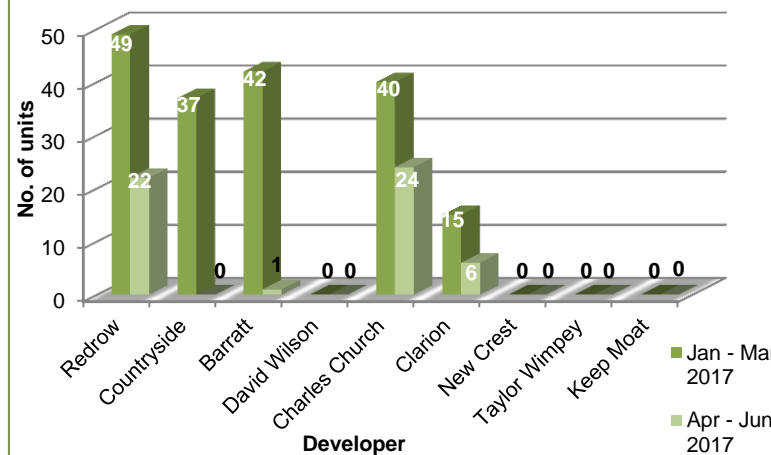
Forecast starts and completions within the redline boundary for 2017/18



Key Upcoming Planning Decisions	Decision Due Date	Comments
EDC/17/0049	30/06/2017	Reserved Matters application for 126 units at Springhead (Phase 2b)
EDC/17/0064	16/08/2017	Reserved Matters application for 68 units
EDC/17/00067	21/08/2017	Reserved Matters application for a mixed use building comprising 10 townhouses, 46 apartments and retail floorspace

Top Risks to Delivery within the Red Line Area	RAG Status	Improving
Supply issues now resolved and deliveries back to normal	Green	Upward arrow
Delays to road delivery affecting starts on site – issues now resolved	Yellow	Rightward arrow
Reliance on Developers to submit complete applications	Yellow	Rightward arrow

Sales/reservations of residential units within the redline boundary 2017



Developer	Sales		Occupancy	
	Q4	Q1	Q4	Q1
Redrow	49	22	14	12
Countryside	37	0	0	0
Barratt	42	1	0	0
David Wilson	0	0	0	0
Charles Church	40	24	10	14
Clarion	15	6	0	0
New Crest	0	0	0	0
Taylor Wimpey	0	0	0	0
Keepmoat	0	0	0	0

Number of residential units occupied within the redline boundary 2017

