

HOUSING STARTS AND COMPLETIONS IN THE GARDEN CITY AREA

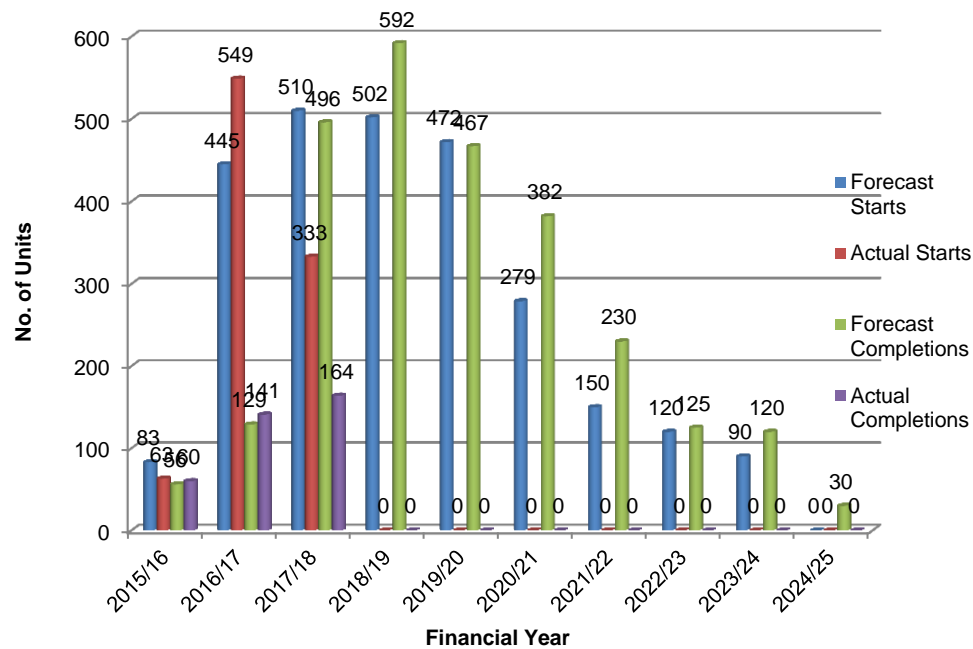
Red Line Area. (Excluding future development schemes)

Year	Original Developer Forecast		Current Developer Actual		Revised Forecast (Actual + remaining forecast figures)	
	Starts	Complete	Starts	Complete	Starts	Complete
2014-2015	9	0	9	40	-	-
2015-2016	83	56	63	60	-	-
2016-2017	445	129	549	141	-	-
2017-2018	510	496	333	164	519	444
2018-2019	502	592				
2019-2020	472	467				
2020-2021	279	382				

2. Starts and Completions within the Impact Area

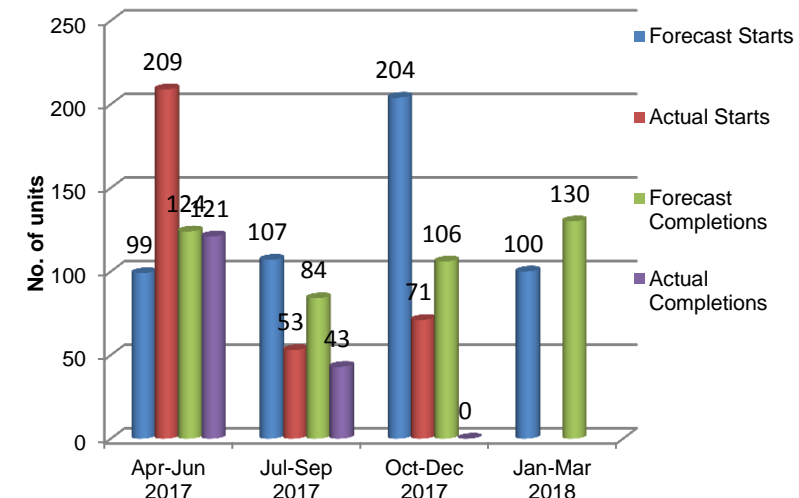
2016/2017: Actual Starts = 94 units Actual Completions = 91 units

Housing starts and completions, by financial year, showing forecast versus actual 2015-2025 within the red line area

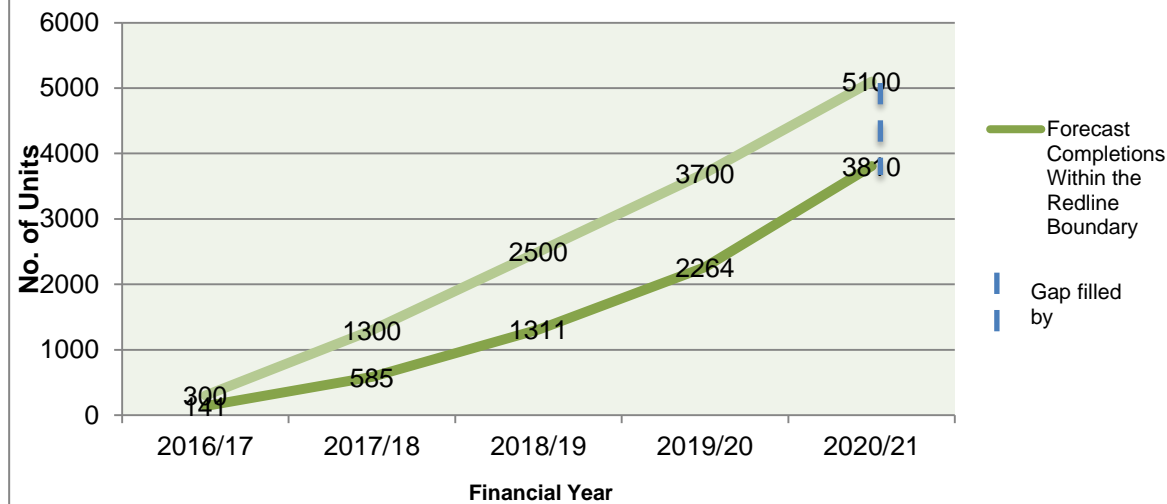


EDC 017/071 ANNEX B EBBSFLEET HOUSING DELIVERY DASHBOARD – 18 OCTOBER 2017

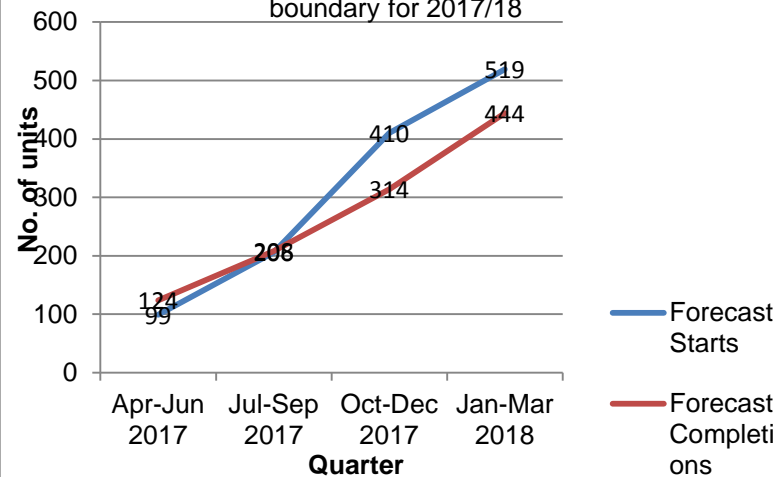
Housing starts and completions, by quarter, showing forecast versus actual 2017-2018, within the red line area



5 Year Housing Completions Trajectory
Corporate Plan Target v Redline Boundary Forecast at present



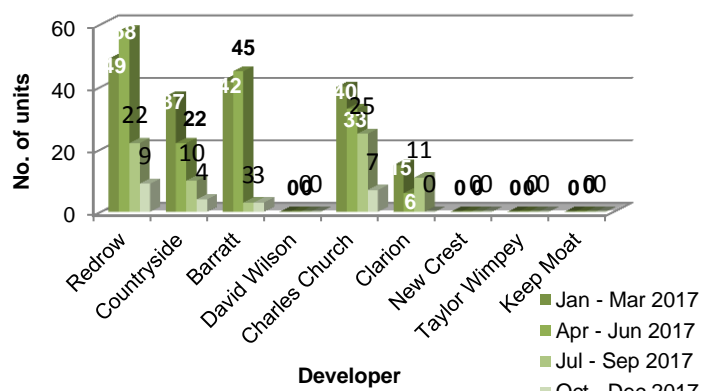
Forecast starts and completions within the redline boundary for 2017/18



Key Upcoming Planning Decisions	Decision Due Date	Comments
EDC/17/0097/ & 98	09/11/2017	Variation of Reserved Matters applications for development of Springhead Bridge and Associated Works
EDC/17/0111	30/11/2017	Reserved Matters application for two form entry School & Nursery at Springhead Park
EDC/17/0110	30/11/2017	Outline application for 220 dwellings at Croxton & Garry

Top Risks to Delivery	RAG Status	Improving
Issues regarding quantity and supply of bricks	Yellow	Progress bar
Delays in application consultation responses	Yellow	Progress bar
Reliance on developers to submit complete applications	Yellow	Progress bar
Supply of Labour	Red	Progress bar with downward arrow

Sales/reservations of residential units within the redline boundary 2017



Developer	Sales		Occupancy	
	Q2	Q3	Q2	Q3
Redrow	22	9	9	2
Countryside	10	4	5	13
Barratt	3	3	3	0
David Wilson	0	0	0	0
Charles Church	25	7	5	5
Clarion	11	0	11	0
New Crest	0	0	0	0
Taylor Wimpey	0	0	0	0
Keepmoat	0	0	0	0

Number of residential units occupied within the redline boundary 2017

