

HOUSING STARTS AND COMPLETIONS

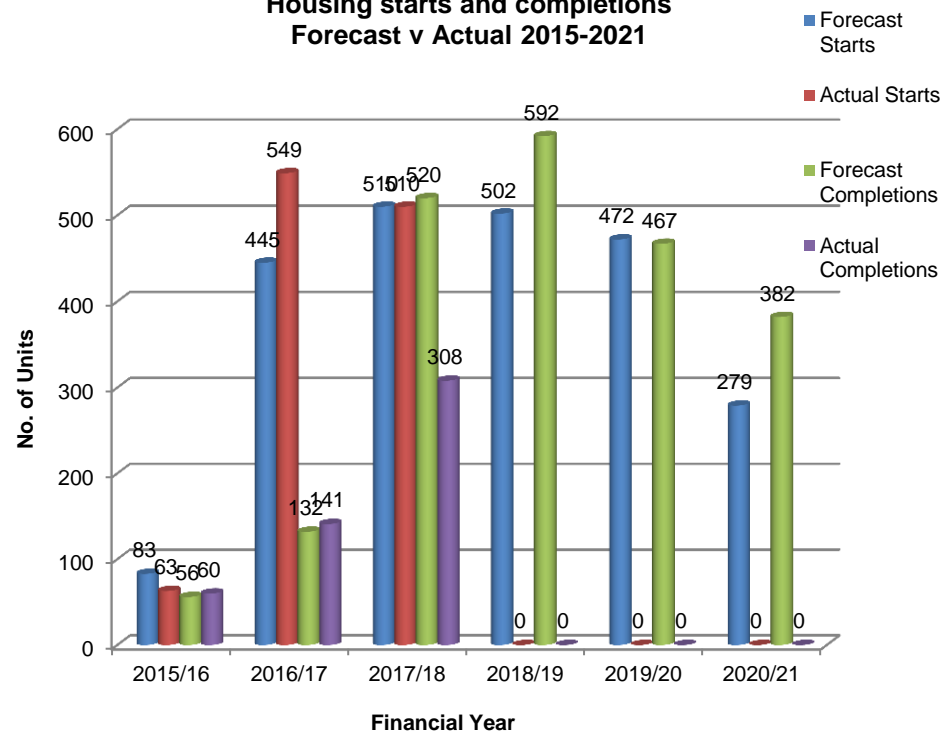
1. Housing Starts & Completions within the Red Line Area

Year	Original Developer Forecast		Current Developer Actual		EDC Forecast	
	Starts	Complete	Starts	Complete	Starts	Complete
2014-2015	9	0	9	40	-	-
2015-2016	83	56	63	60	-	-
2016-2017	445	132	549	141	-	-
2017-2018	510	520	510	308	510	312
2018-2019	502	592				
2019-2020	472	467				
2020-2021	279	382				

2. Completions within the Wider Garden City Area

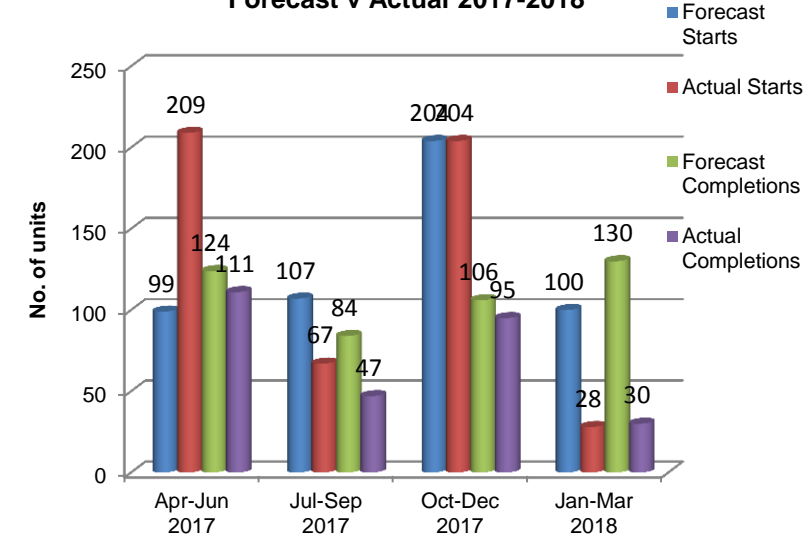
2016/2017: Actual Completions = 91 units

Housing starts and completions Forecast v Actual 2015-2021

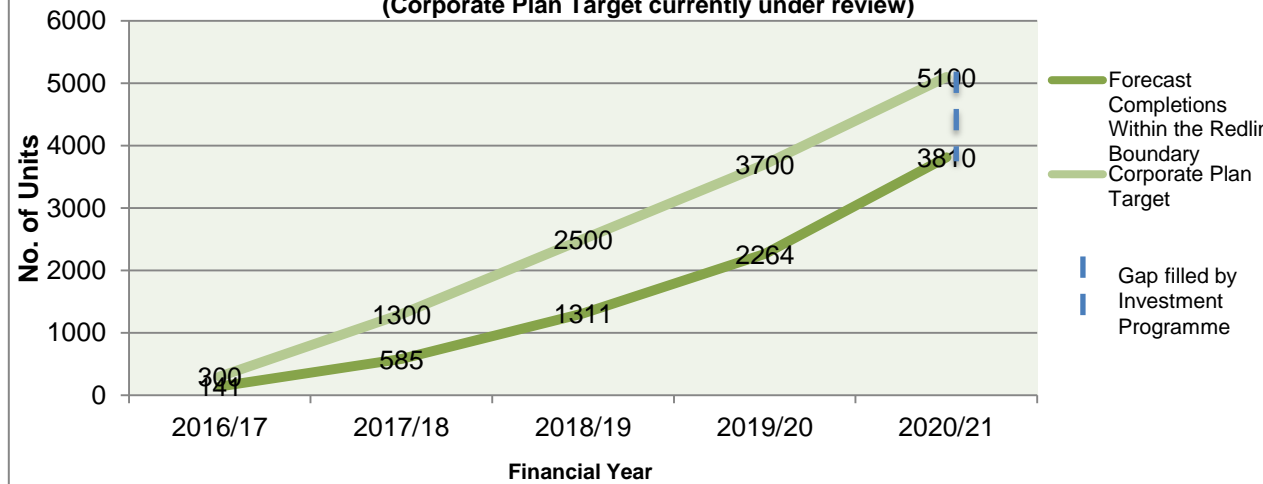


EDC 018/XXX ANNEX B EBBSFLEET HOUSING DELIVERY DASHBOARD – 21 MARCH 2018

Housing starts and completions Forecast v Actual 2017-2018



5 Year Housing Completions Trajectory Corporate Plan Target v Forecast (Corporate Plan Target currently under review)



Key Upcoming Planning Decisions

Site Address / Reference	Anticipated Decision Date	Scheme Description
Parcel L, Castle Hill - EDC/17/0148	21.03.2018	Reserved Matters application for 27 residential dwellings
Phase 3, Springhead Park - EDC/18/0009	24.04.2018	Reserved Matters application for the 172 residential dwellings
Phase 3, Ebbsfleet Green - EDC/17/0135	18.04.2018	Reserved Matters application for the 205 residential dwellings
Eastern Quarry - EDC/17/0048	29.03.2018	Variation of Condition application for mixed use development of up to 6,250 dwellings and non-residential floorspace

Top Risks to Delivery	RAG Status	Improving
Issues regarding quantity and supply of materials – Door Supply Issues	Yellow	Improving
Delays in application consultation responses	Yellow	Improving
Reliance on developers to submit complete applications	Yellow	Improving
Supply of Labour	Green	Improving

Developer	Q1 2017-18		Q2 2017-18		Q3 2017-18		Q4 2017-18		Totals	
	Sales	Occupancy	Sales	Occupancy	Sales	Occupancy	Sales	Occupancy	Total Sales	Total Occupancy
Redrow	3	32	22	9	22	7	9	7	56	55
Countryside	22	13	10	5	15	24	32	7	79	49
Barrats	45	30	3	3	22	31	20	14	90	78
Charles Church	33	29	25	5	38	46	12	3	108	83
David Wilson Homes	0	0	0	0	9	0	5	0	14	0
Clarion	6	0	11	11	18	0	0	0	35	11
Taylor Wimpey	0	0	0	0	0	0	9	0	9	0
Keepmoat	0	0	0	0	6	0	0	0	6	0
New Crest	0	0	0	0	0	0	0	0	0	0
									397	276