

# HOUSING STARTS AND COMPLETIONS

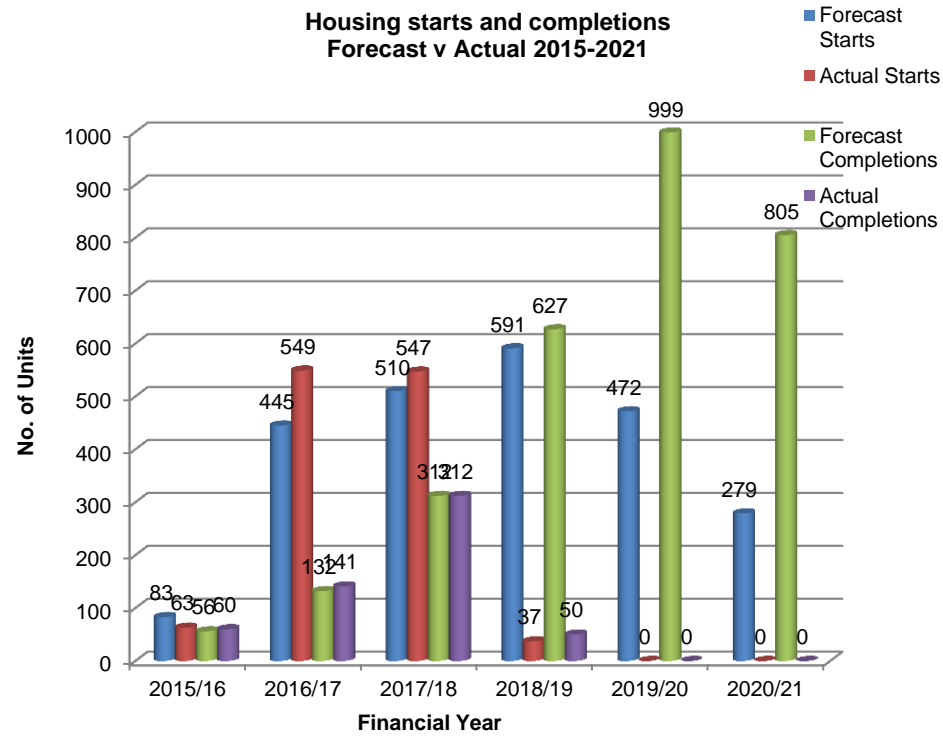
## 1. Housing Starts & Completions within the Red Line Area

Year	Original Developer Forecast		Current Developer Actual		EDC Revised Forecast	
	Starts	Complete	Starts	Complete	Starts	Complete
2014-2015	9	0	9	40	-	-
2015-2016	83	56	63	60	-	-
2016-2017	445	132	549	141	-	-
2017-2018	510	520	547	312	510	312
2018-2019	591	627	37	50	489	525
2019-2020	472	999			TBC	706
2020-2021	279	805			TBC	849

## 2. Completions within the Wider Garden City Area

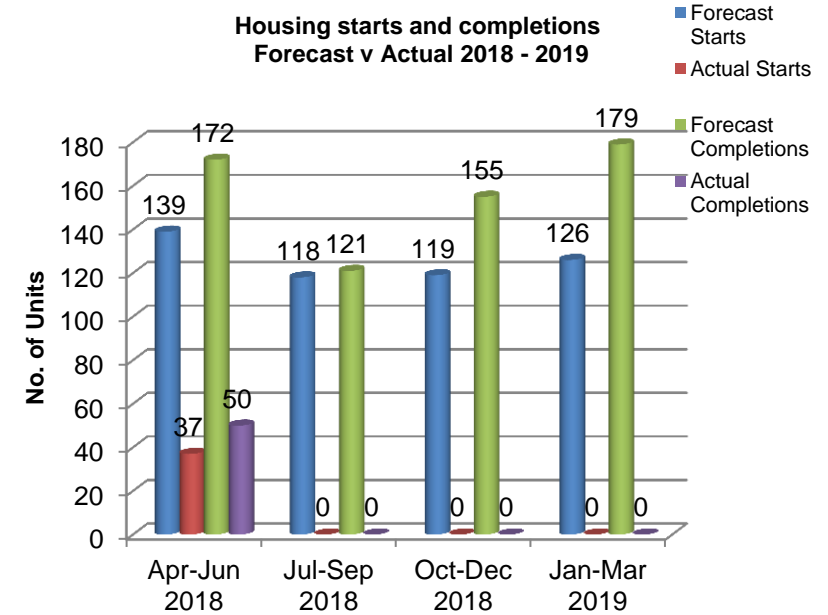
2016/2017: Actual Completions = 91 units

Housing starts and completions  
Forecast v Actual 2015-2021

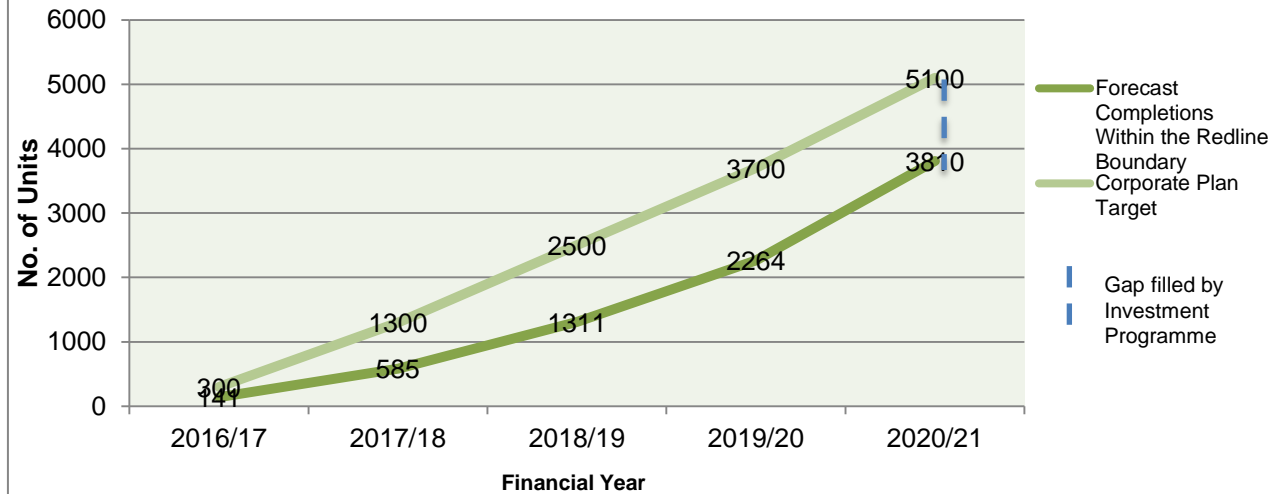


# EDC 018/041 ANNEX F EBBSFLEET HOUSING DELIVERY DASHBOARD – 16 MAY 2018

Housing starts and completions  
Forecast v Actual 2018 - 2019



5 Year Housing Completions Trajectory  
Corporate Plan Target v Forecast  
(Corporate Plan Target currently under review)



## Key Housing Numbers

### EDC Outline Planning Consent Total

10,694

### EDC Detailed Planning Consent Total

2,088

### EDC Housing Completions Total

901

## Key Upcoming Planning Decisions

Site Address / Reference	Anticipated Decision Date	Scheme Description
Parcel L, Castle Hill - EDC/17/0148	31-May-18	Reserved Matters application for 27 residential dwellings
Phase 3, Springhead Park - EDC/18/0009	20-Jun-18	Reserved Matters application for 172 residential dwellings
Springhead Quarter, EDC/17/0155	20-Jun-18	Revised Springhead Quarter Masterplan

Top Risks to Delivery	RAG Status	Improving
Issues regarding quantity and supply of materials – Door Supply Issues	Yellow	Improving
Delays in application consultation responses	Yellow	Improving
Reliance on developers to submit complete applications	Yellow	Improving
Supply of Labour	Green	Improving

Developer	Q2 2017-18		Q3 2017-18		Q4 2017-18		Q1 2018-19		Totals	
	Sales	Occupancy	Sales	Occupancy	Sales	Occupancy	Sales	Occupancy	Total Sales	Total Occupancy
Redrow	22	9	22	7	9	7	17	0	70	23
Countryside	10	5	15	24	32	7	14	3	71	39
Barrats	3	3	22	31	20	14	0	0	45	48
Charles Church	25	5	38	46	12	3	12	6	87	60
David Wilson Homes	0	0	9	0	5	0	0	0	14	0
Clarion	11	11	18	0	0	0	4	0	33	11
Taylor Wimpey	0	0	0	0	9	0	7	0	16	0
Keepmoat	0	0	6	0	0	0	0	0	6	0
New Crest	0	0	0	0	0	0	0	0	0	0
									342	181