

Title of Paper	Planning Activity Report 1 April 2018 to 30 September 2018
Presented by	Mark Pullin, Chief Planning Officer
Author	Jennine Andrew, Planning Registrations Officer and Planning Committee Secretary

Purpose of Paper and Executive Summary	
<p>This report is presented to planning committee informing members on current planning performance covering the period 1 April 2018 to 30 September 2018. The next quarterly report will be presented in January 2019 and an annual report will be presented April 2019.</p>	
EDC Business Plan and KPIs	<p>Planning and delivery performance is one of the priority areas for the EDC in relation to the Business Plan and KPIs which align with National Performance requirements for the delivery of planning applications.</p>
Recommendation	<p>FOR INFORMATION</p> <p>The Committee is invited to NOTE the information</p>
Annexes	<p>Annex A – Applications Annex B – Planning Application Fees</p>
Delegation	Not applicable

PLANNING ACTIVITY REPORT

1. Background

- 1.1 The Ebbsfleet Development Corporation, as a Local Planning Authority, has a requirement to collect and submit data to the Ministry of Housing, Communities and Local Government (MHCLG) on the time taken to determine planning applications and the quality of decisions.
- 1.2 In November 2016 the department published new Planning Performance Criteria establishing threshold levels and assessment periods that will be used during 2018 and 2019. These came into force in January 2017. The 2018 thresholds are: -
- Major Developments: to determine 60% of applications within 13 weeks.
 - Non-Major Developments: to determine 70% of applications within 8 weeks.
- 1.3 The published criteria also set out requirements for the quality of decisions. This is assessed via the number of applications overturned at appeal identifying a 10% threshold.
- 1.4 Falling short of the threshold levels could result in the EDC being designated as an underperforming authority.

2. Statistics

- 2.1 Annex A contains a series of charts showing data concerning the determination of planning applications.
- 2.2 Figure 1 shows the number of applications received and determined in quarter 1. During the period 1 April 2018 to 30 June 2018 the Corporation received 9 planning applications. During this same period, the Corporation determined 10 planning applications.
- 2.3 Figure 2 shows the number of applications received and determined in quarter 2. During the period 1 July 2018 to 30 September 2018 the Corporation received 31 planning applications. During this same period, the Corporation determined 11 planning applications.
- 2.4 Applications can be subject to a bespoke determination timescale which is agreed between the applicant and the local planning authority. These can be in the form of a Planning Performance Agreement (PPA) or a Planning Extension Agreement (PEA).
- 2.5 Figures 3 shows performance against the statutory national target for major and non-major applications in quarter 1.
- 'Major application' within time or within time agreed is 100%. Target is 60%.
 - 'Non-major applications' within time or within time agreed is 100%.

Target is 70%.

26 Figure 4 shows performance against the statutory national target for major and non-major applications in quarter 2.

- 'Major application' within time or within time agreed is 100%.
Target is 60%.
- 'Non-major applications' within time or within time agreed is 100%.
Target is 70%.

27 The EDC has not received any planning appeals.

3. Advice and analysis

3.1 This report is submitted for information and enables planning committee to monitor the work of the planning team.

4. Financial and legal implications

4.1 Planning income received for quarter 1 (Apr-Jun) is £3,375.00. Annex B, Figure 1 shows the planning application fees received.

4.2 Planning income received for quarter 2 (Jul-Sept) is £13,898.00. Annex B, Figure 2 shows the planning application fees received.

4.3 If the Local Planning Authority is designated as non-performing then applicants would have the choice of submitting applications to the Planning Inspectorate, which would include the fee. This would not only take control away from the LPA but would reduce income.

4.4 There are no legal implications arising directly from this report.

5. Recommendations

5.1 This report is submitted for information to assist the committee in monitoring Development Management activity and therefore there are no recommendations for the committee to consider.

Annex A: Applications

Figure 1: Number of applications received and determined April 2018 to June 2018 by month

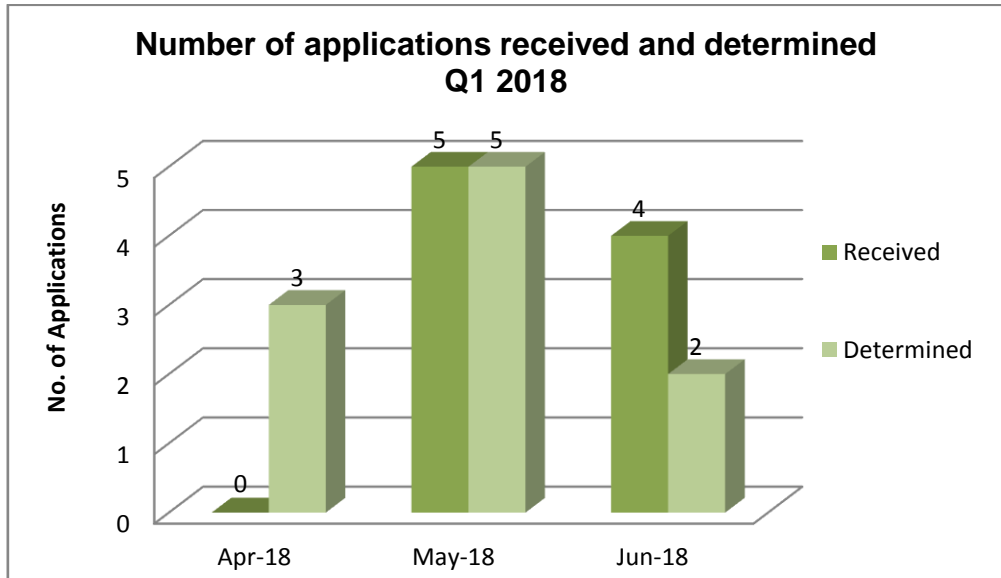


Figure 2: Number of applications received and determined July 2018 to September 2018 by month

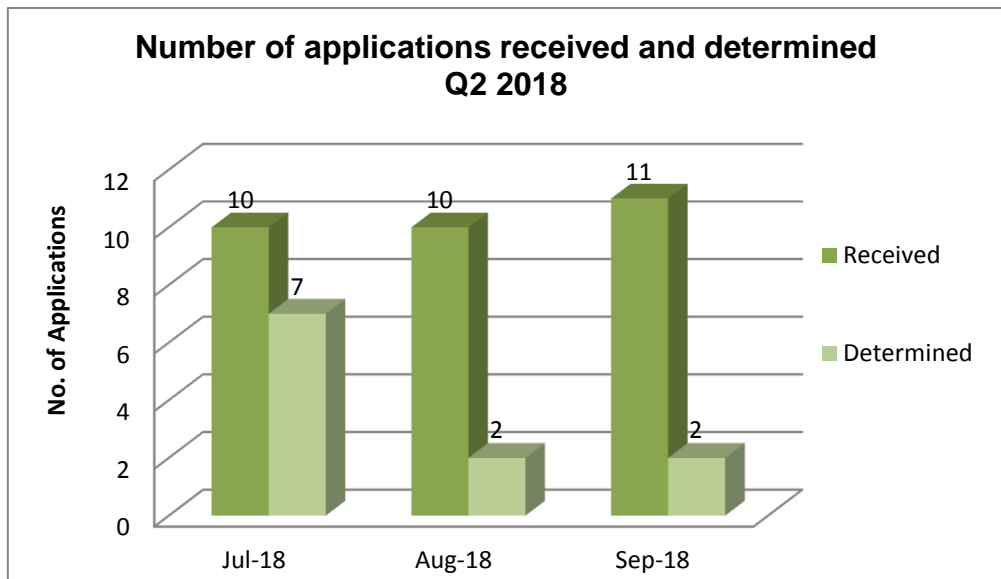


Figure 3: Percentage of major and non-major applications determined against performance target April to June 2018.

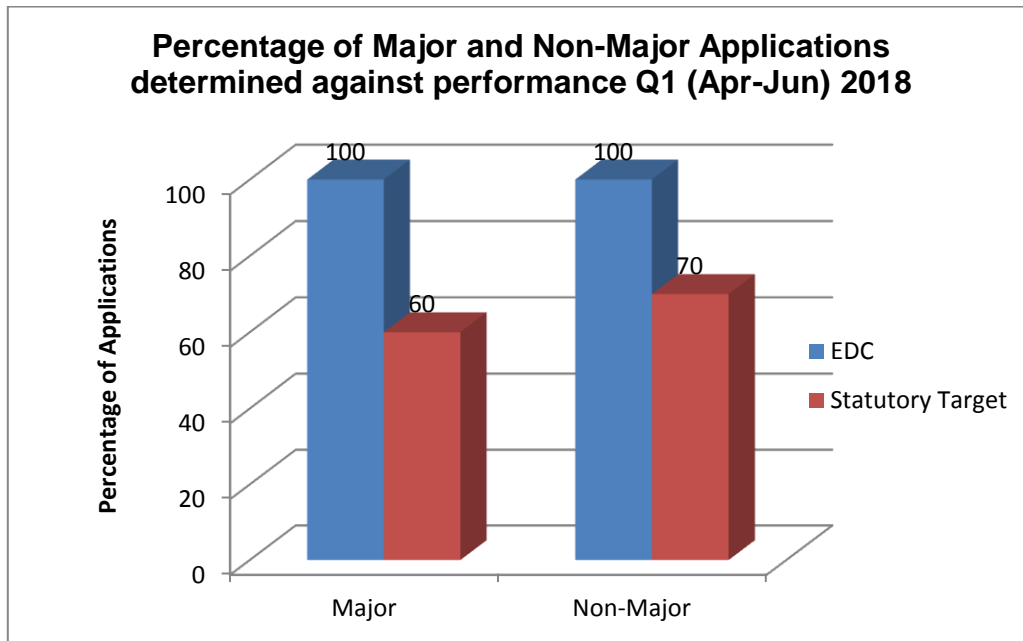
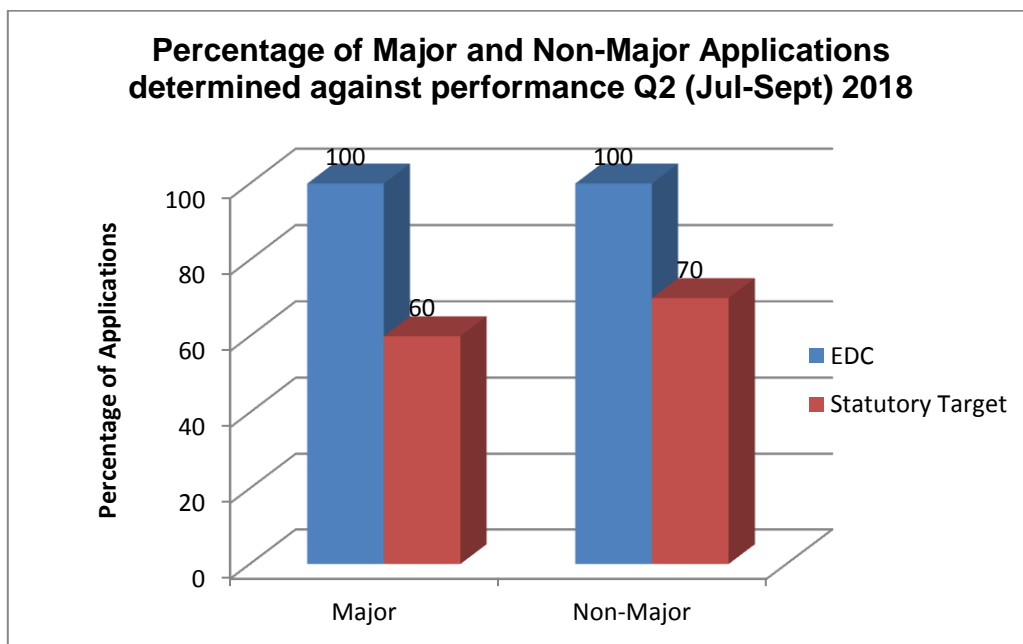


Figure 4: Percentage of major and non-major applications determined against performance target July to September 2018.



Annex B: Planning Fees

Figure 1: Planning application fees received 01 April 2018 to 30 June 2018 by month.

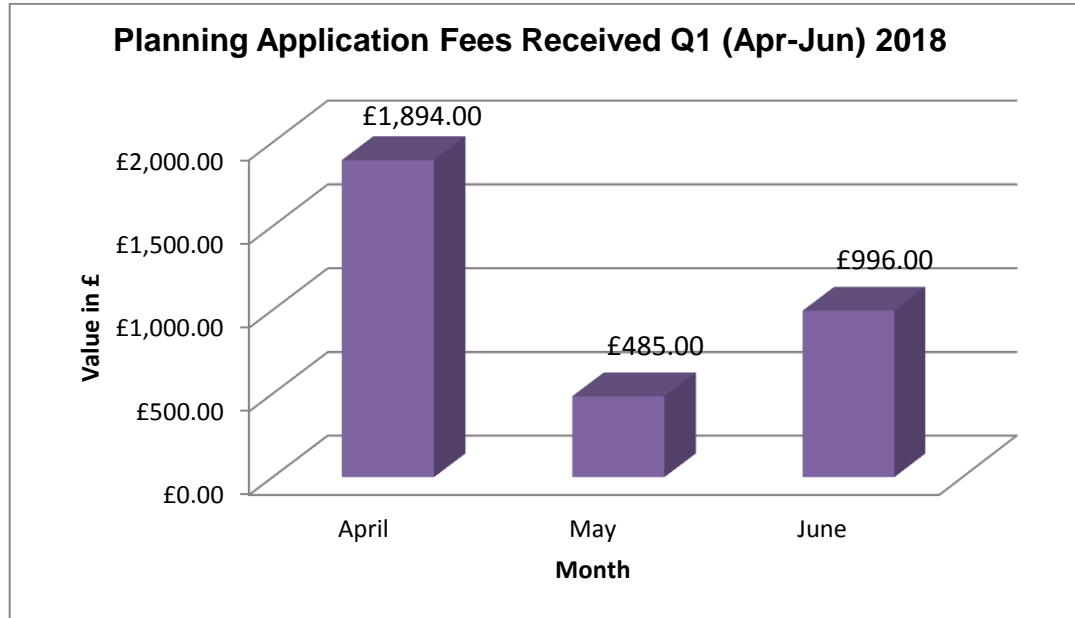


Figure 2: Planning application fees received 01 July 2018 to 30 September 2018 by month.

