

HOUSING STARTS AND COMPLETIONS

EBBSFLEET HOUSING DELIVERY DASHBOARD – 17 APRIL 2019

1. Housing Starts & Completions within the Red Line Area

Year	Developer Forecast		Actual		EDC Forecast	
	Starts	Complete	Starts	Complete	Starts	Complete
2014-2015	-	-	15	40	-	-
2015-2016	-	-	63	60	-	-
2016-2017	-	-	549	141	-	-
2017-2018	-	-	547	312	-	-
2018-2019	612	697	590	613	-	525
2019-2020	553	625			-	580
2020-2021	659	719			-	1063

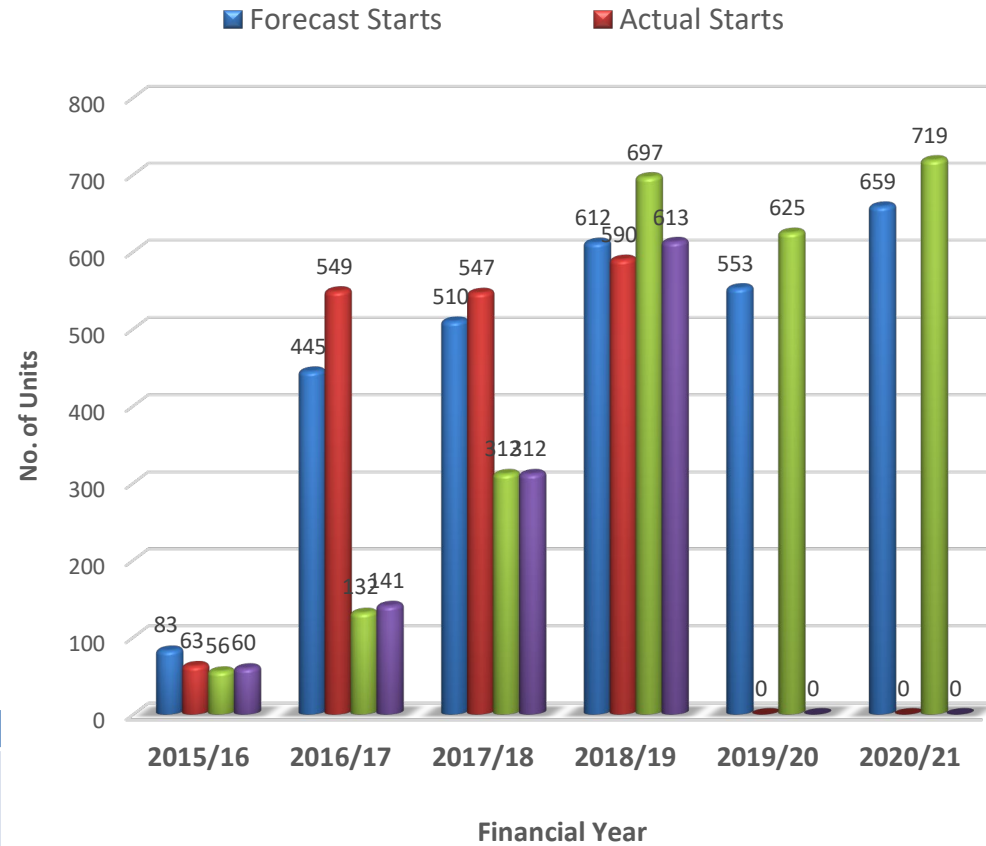
Taylor Wimpey Castle Hill South Forecast Starts and Completions to be confirmed

2. Completions within the Wider Garden City Area

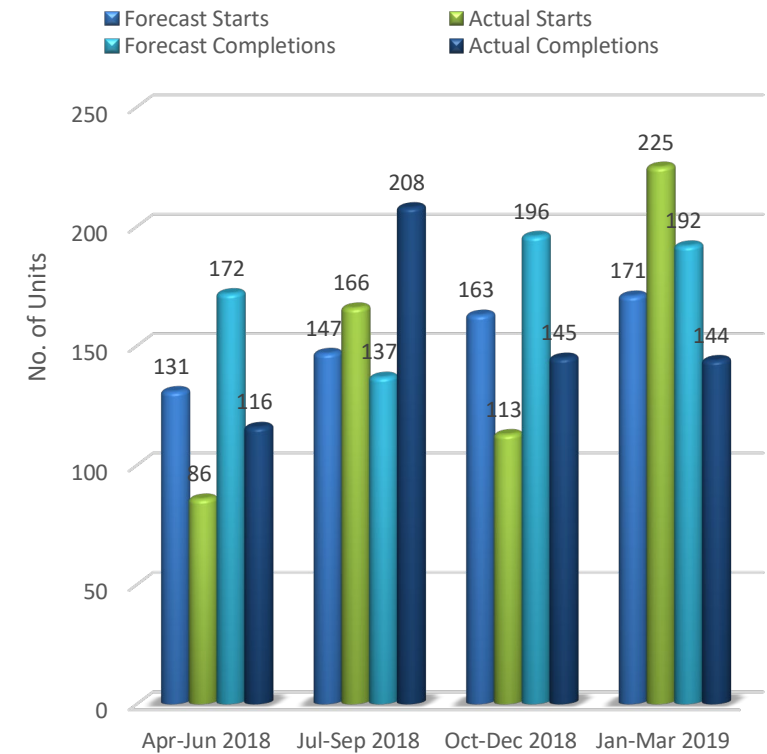
2016/2017: Actual Completions = 91 units

Top Risks to Delivery	RAG Status	Improving
Issues regarding quantity and supply of materials particularly customised doors	Yellow	Down Arrow
Delays in application consultation responses	Yellow	Down Arrow
Reliance on developers to submit complete applications and revised plans	Yellow	Down Arrow
Issues with Brick Suppliers and shortfall of stock	Yellow	Up Arrow

Housing starts and completions
Developer Forecast v Actual 2015-2021

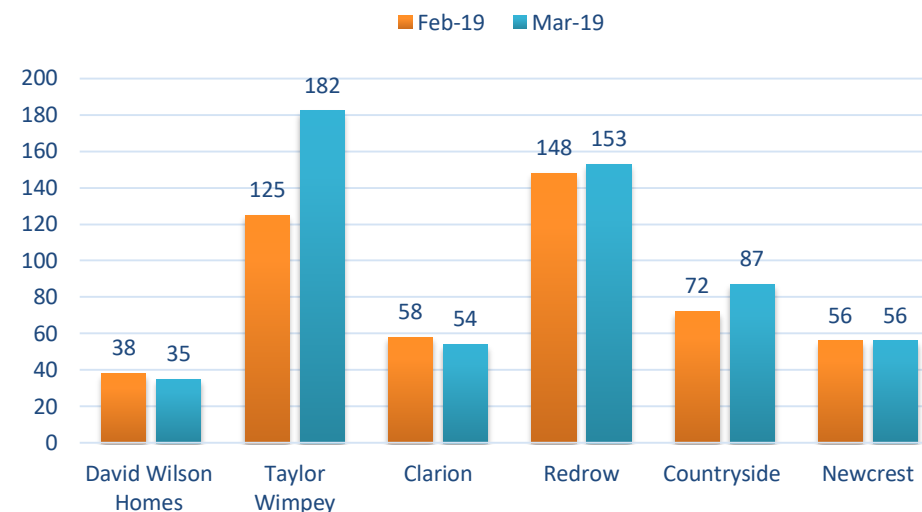


Housing starts and completions
Developer Forecast v Actual 2018 - 2019

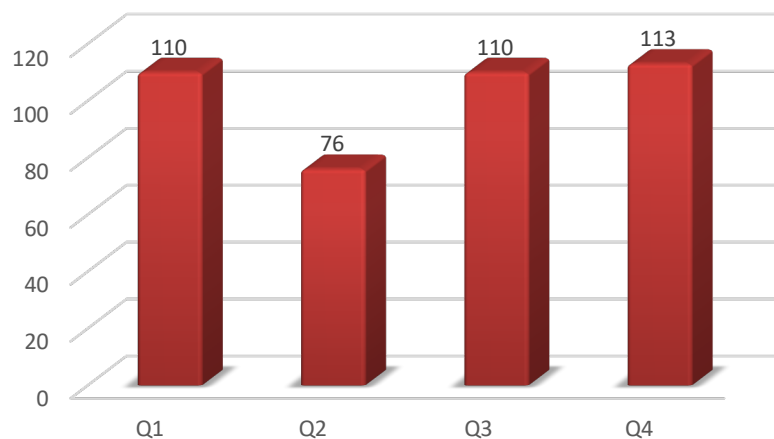


Key Housing Numbers	
EDC Outline Planning Consent Total	12,044
EDC Detailed Planning Consent Total	3,658
EDC Housing Completions Total	1,464

Units Started Not Completed



Sales/Reservations Figures Per Quarter 2018/19



Key Upcoming Planning Decisions

Site Address / Reference	Anticipated Decision Date	Scheme Description
Ebbsfleet Green – EDC/18/0170	May-19	Reserved matters application for erection of 120 dwellings
Central Village/Western Village – EDC/18/0195/196	May-19	Area Masterplan and Design Code condition discharge applications