

HOUSING STARTS AND COMPLETIONS

1. Housing Starts & Completions within the Red Line Area

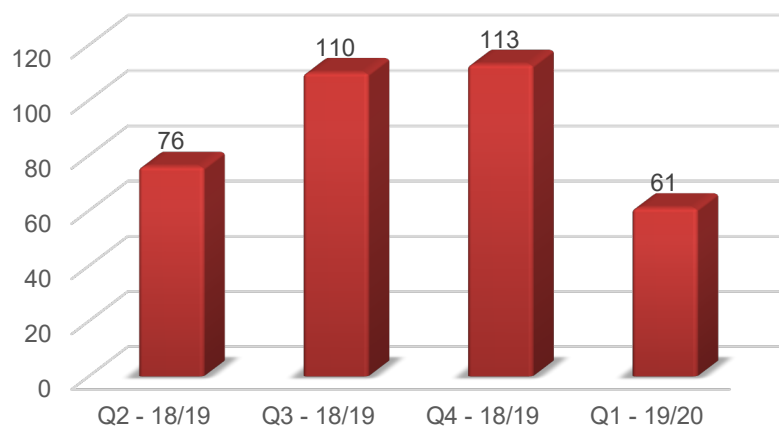
Year	Developer Forecast		Actual		EDC Forecast	
	Starts	Complete	Starts	Complete	Starts	Complete
2014-2015	-	-	15	40	-	-
2015-2016	-	-	63	60	-	-
2016-2017	-	-	549	141	-	-
2017-2018	-	-	547	312	-	-
2018-2019	-	-	590	613	-	-
2019-2020	553	625	89	113	-	580
2020-2021	659	829	-	-	-	1063

2. Completions within the Wider Garden City Area

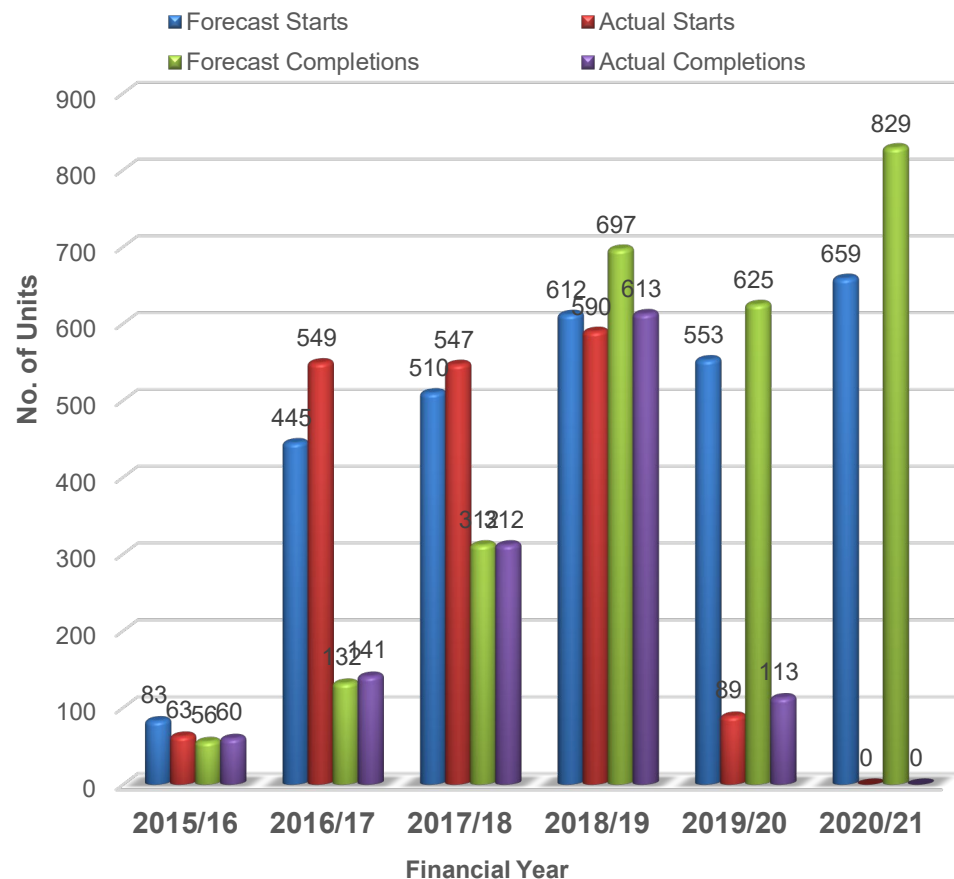
2016/2017: Actual Completions = 91 units

Top Risks to Delivery	RAG Status	Improving
Issues regarding quantity and supply of materials particularly customised doors	Yellow	Blue
Delays in application consultation responses	Yellow	Blue
Reliance on developers to submit complete applications and revised plans	Yellow	Blue
Issues with Brick Suppliers and shortfall of stock	Yellow	Blue

Sales Figures Per Quarter

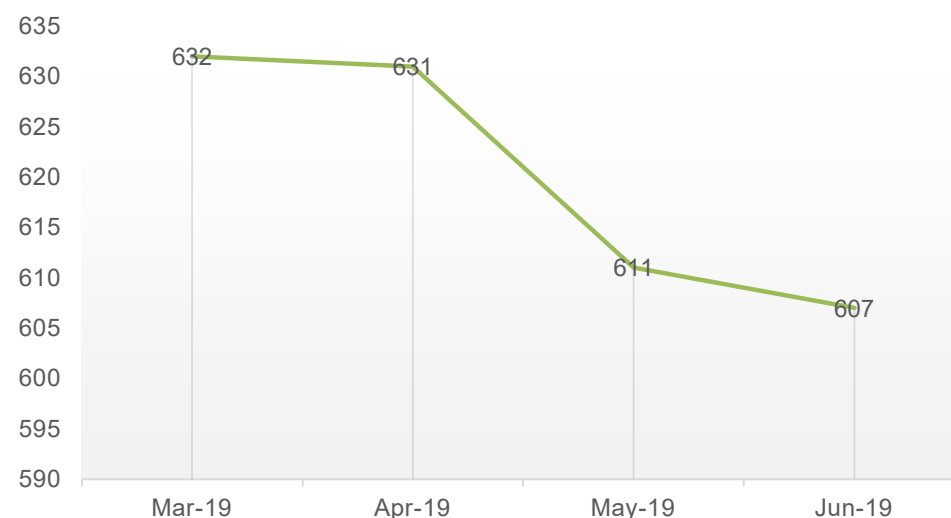


Housing starts and completions Forecast v Actual 2015-2021



Key Housing Numbers	
EDC Outline Planning Consent Total	12,044
EDC Detailed Planning Consent Total	3,658
EDC Housing Completions Total	1,577

Units Started Not Completed



EBBSFLEET HOUSING DELIVERY DASHBOARD – 15 JUNE 2019

Housing Starts and Completions Forecast v Actual 2019 - 2020



Key Upcoming Planning Decisions

Site Address / Reference	Anticipated Decision Date	Scheme Description
Ebbsfleet Green – EDC/18/0170	July-19	Reserved matters application for erection of 120 dwellings
Central Village/Western Village – EDC/18/0195/196	June-19	Area Masterplan and Design Code condition discharge applications