

HOUSING STARTS AND COMPLETIONS

1. Housing Starts & Completions within the Red Line Area

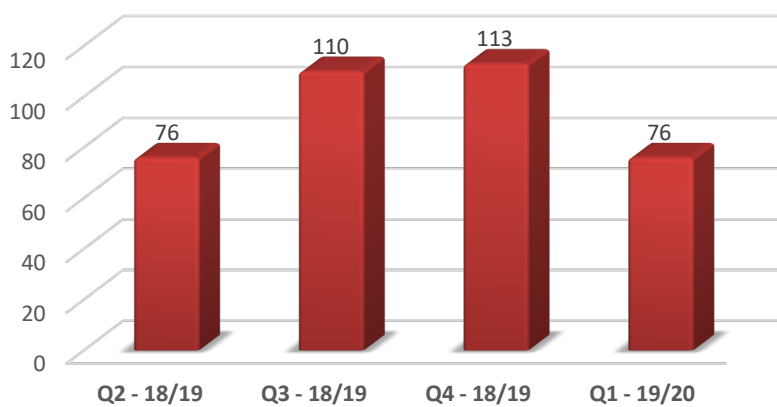
Year	Developer Forecast		Actual		EDC Forecast	
	Starts	Complete	Starts	Complete	Starts	Complete
2014-2015	-	-	15	40	-	-
2015-2016	-	-	63	60	-	-
2016-2017	-	-	549	141	-	-
2017-2018	-	-	547	312	-	-
2018-2019	-	-	590	613	-	-
2019-2020	553	625	91	205	-	580
2020-2021	659	829	-	-	-	1063

2. Completions within the Wider Garden City Area

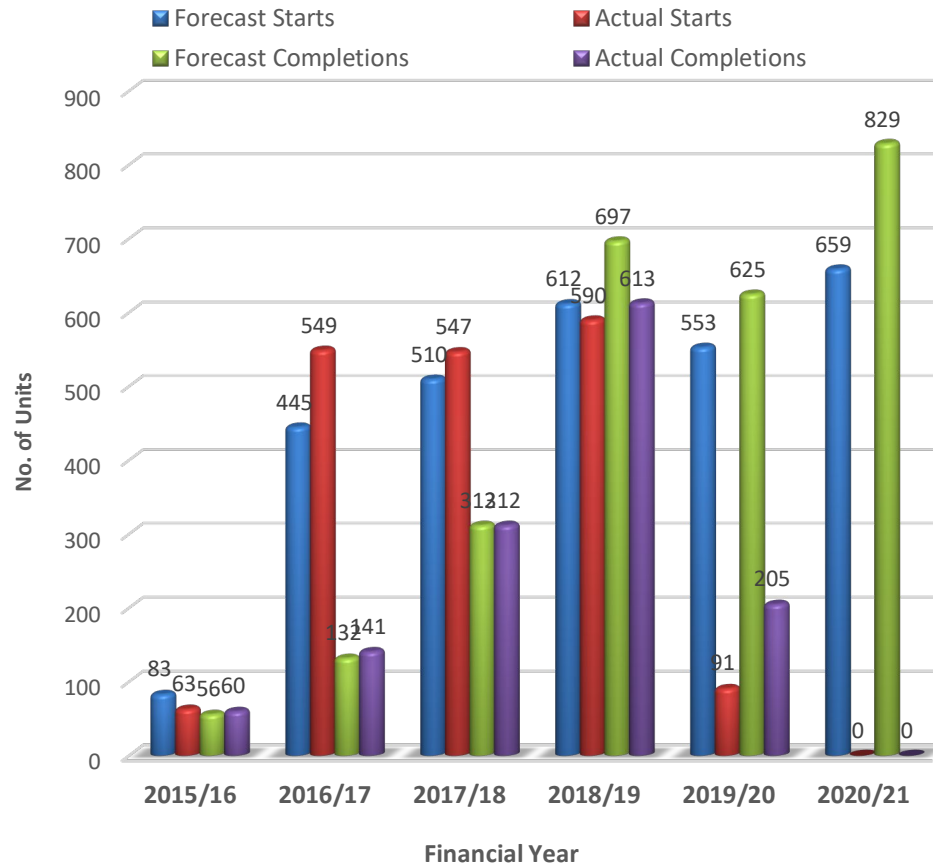
2016/2017: Actual Completions = 91 units

Top Risks to Delivery	RAG Status	Improving
Issues regarding quantity and supply of materials particularly customised doors/Brick Suppliers and Shortfall of Stock	Yellow	Downward arrow
Delays in application consultation responses	Yellow	Downward arrow
Reliance on developers to submit complete applications and revised plans	Yellow	Downward arrow
Supply of Labour on Site	Green	Upward arrow

Sales Figures Per Quarter

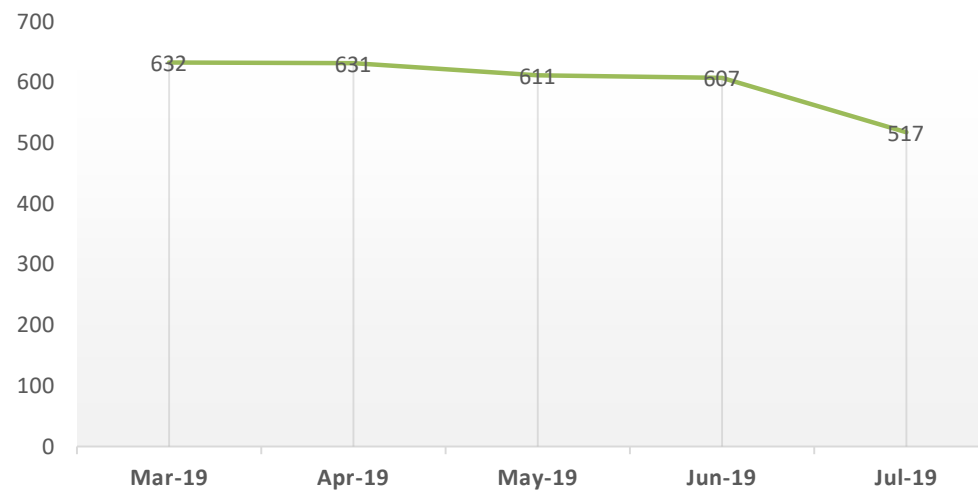


Housing starts and completions Forecast v Actual 2015-2021



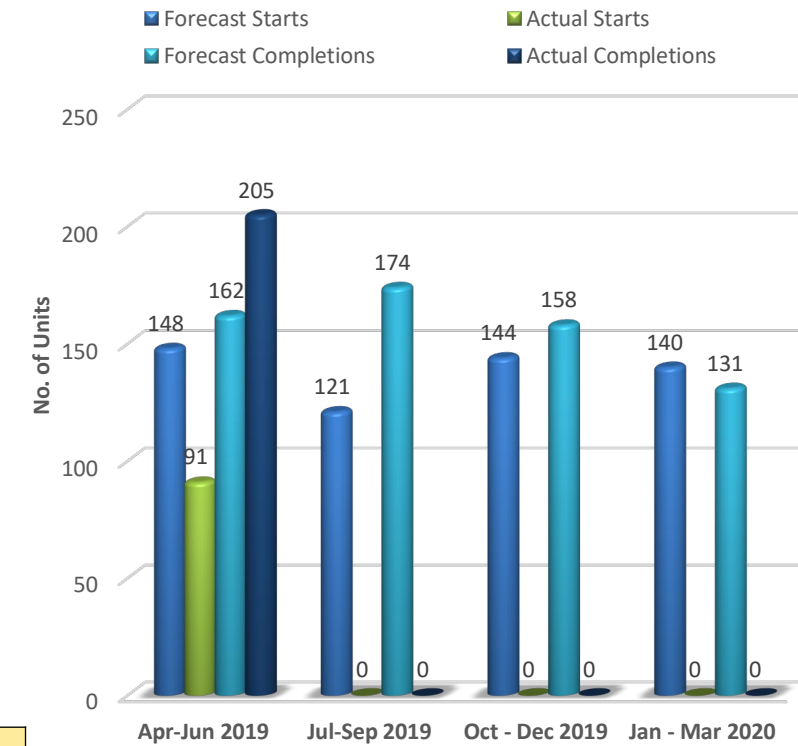
Key Housing Numbers	
EDC Outline Planning Consent Total	12,044
EDC Detailed Planning Consent Total	3,658
EDC Housing Completions Total	1,669

Units Started Not Completed



EBBSFLEET HOUSING DELIVERY DASHBOARD – 17 JULY 2019

Housing Starts and Completions Forecast v Actual 2019 - 2020



Key Upcoming Planning Decisions		
Site Address / Reference	Anticipated Decision Date	Scheme Description
Ebbsfleet Green – EDC/18/0170	Sep-19	Reserved matters application for erection of 120 dwellings
Alkerden Barn - EDC/19/0048	Sep-19	Deconstruction of Barn and Retention of Historic Materials
Rod End Industrial Estate - EDC/19/0069	Sep-19	Outline Application for Redevelopment of the Site