

HOUSING STARTS AND COMPLETIONS

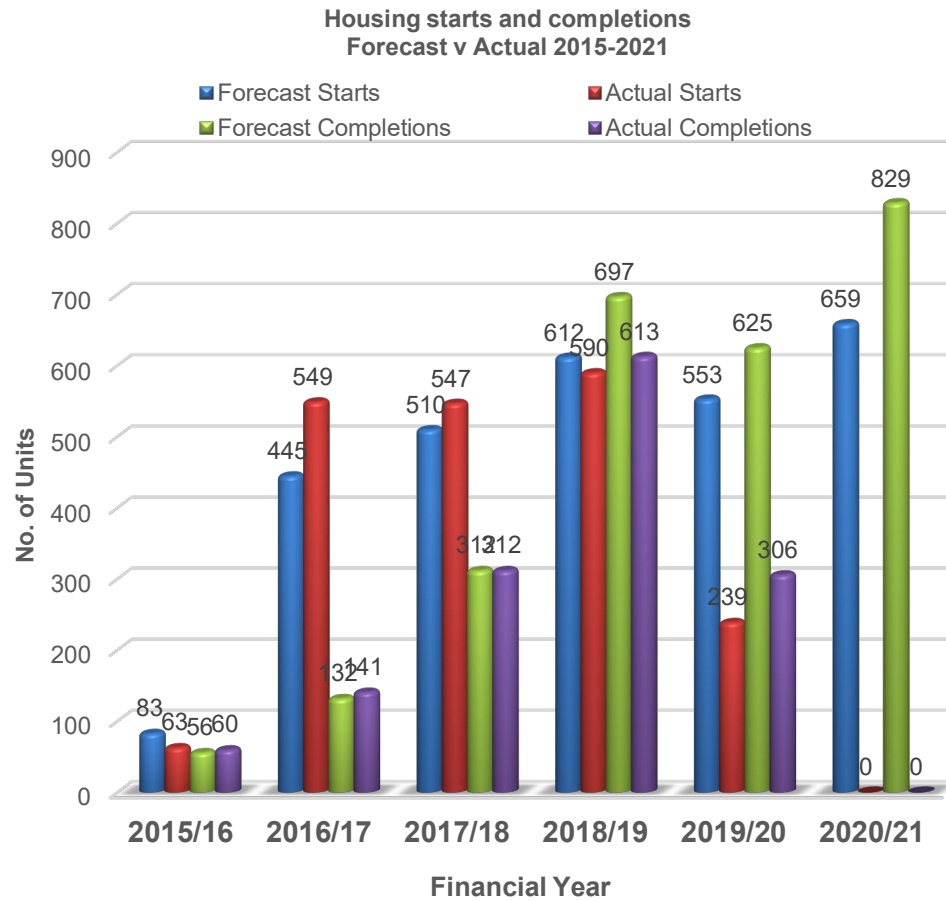
EBBSFLEET HOUSING DELIVERY DASHBOARD – 16 OCTOBER 2019

1. Housing Starts & Completions within the Red Line Area

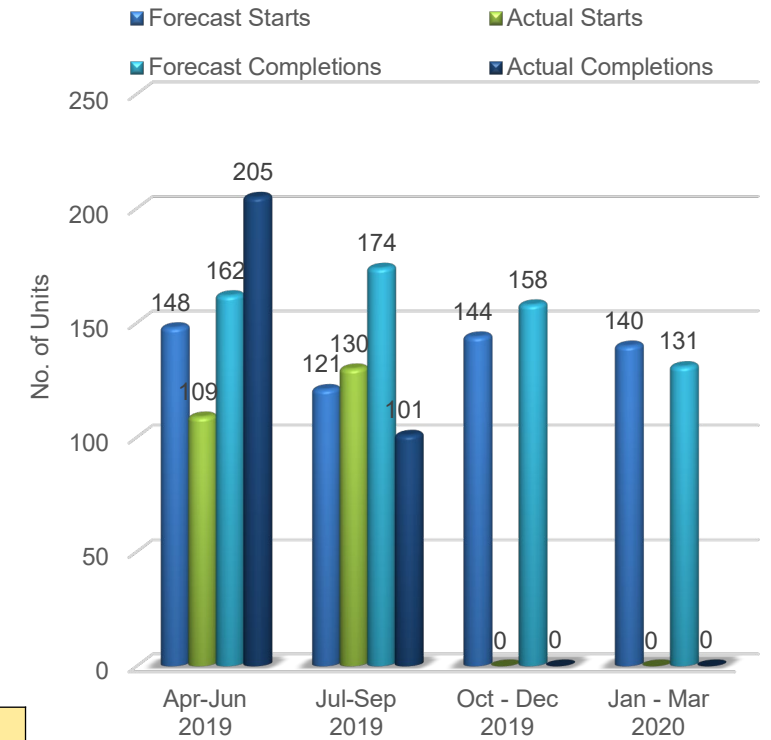
Year	Developer Forecast		Actual		EDC Forecast	
	Starts	Complete	Starts	Complete	Starts	Complete
2014-2015	-	-	15	40	-	-
2015-2016	-	-	63	60	-	-
2016-2017	-	-	549	141	-	-
2017-2018	-	-	547	312	-	-
2018-2019	-	-	590	613	-	-
2019-2020	553	625	239	306	-	580
2020-2021	659	829	-	-	-	1063

2. Completions within the Wider Garden City Area

2016/2017: Actual Completions = 91 units



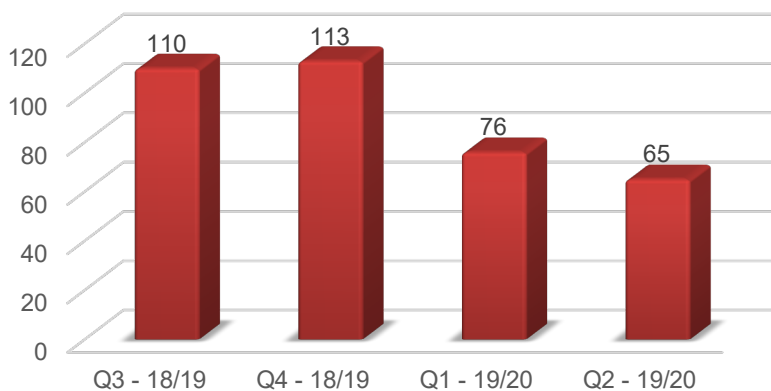
Housing Starts and Completions Forecast v Actual 2019 - 2020



Key Housing Numbers	
EDC Outline Planning Consent Total	12,044
EDC Detailed Planning Consent Total	3,658
EDC Housing Completions Total	1,770

Key Upcoming Planning Decisions		
Site Location / Reference	Anticipated Decision Date	Scheme Description
Ebbsfleet Green – EDC/19/0125	November-19	Reserved matters application for erection of 140 dwellings together with associated open space
Castle Hill Local Centre - EDC/19/0137	November-19	Reserved matters application for construction of a public house with ancillary hotel and function room
Croxton & Garry - EDC/19/0161	December-19	S73 application for outline permission for 221 homes

Sales Figures Per Quarter



Units Started Not Completed

