

# HOUSING STARTS AND COMPLETIONS

## 1. Housing Starts & Completions within the Red Line Area

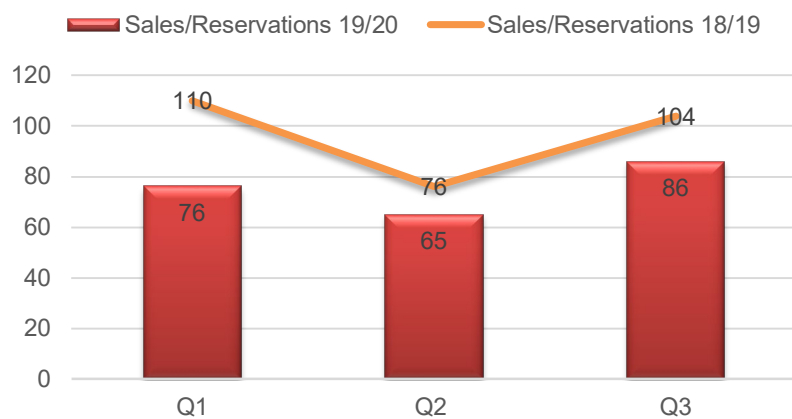
Year	Developer Forecast		Actual		EDC Forecast	
	Starts	Complete	Starts	Complete	Starts	Complete
2014-2015	-	-	15	40	-	-
2015-2016	-	-	63	60	-	-
2016-2017	-	-	549	141	-	-
2017-2018	-	-	547	312	-	-
2018-2019	-	-	590	613	-	-
2019-2020	489	587	349	480	-	580
2020-2021	780	694	-	-	-	1063

## 2. Completions within the Wider Garden City Area

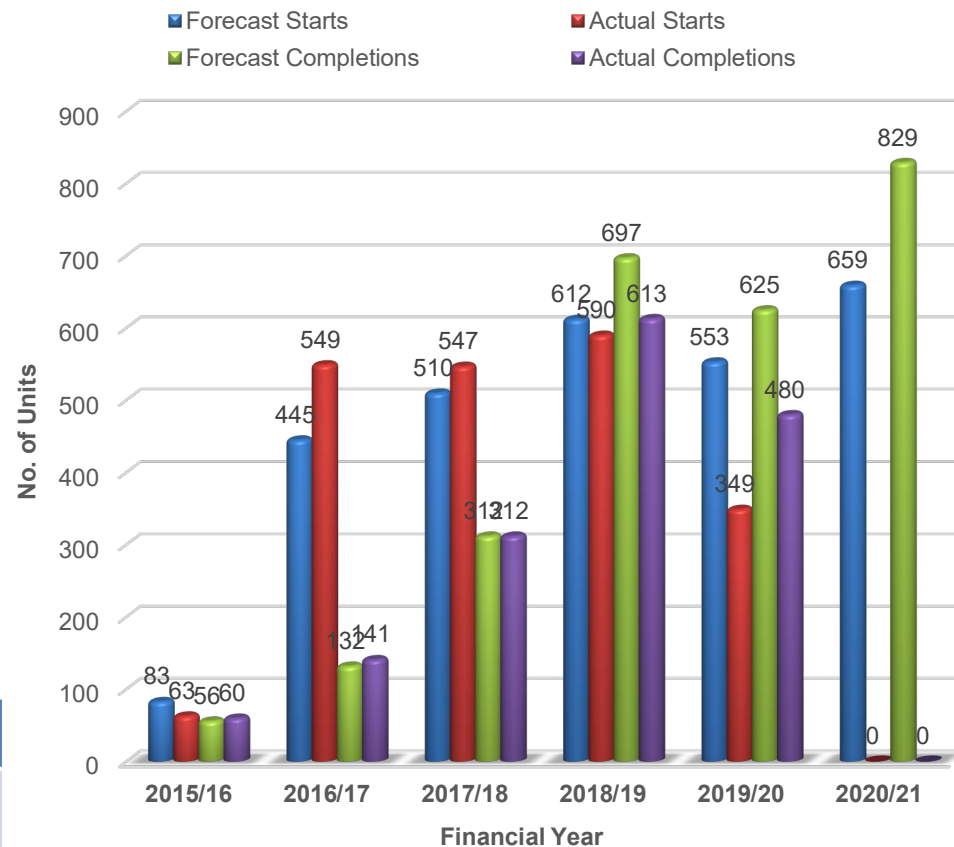
2016/2017: Actual Completions = 91 units

Top Risks to Delivery	RAG Status	Improving
Build Costs Rising	Yellow	Progress bar
Delays in application consultation responses	Yellow	Progress bar
Reliance on developers to submit complete applications and revised plans	Yellow	Progress bar
Supply of Labour on Site - Bricklayers	Yellow	Progress bar

## Sales/Reservations Figures Per Quarter

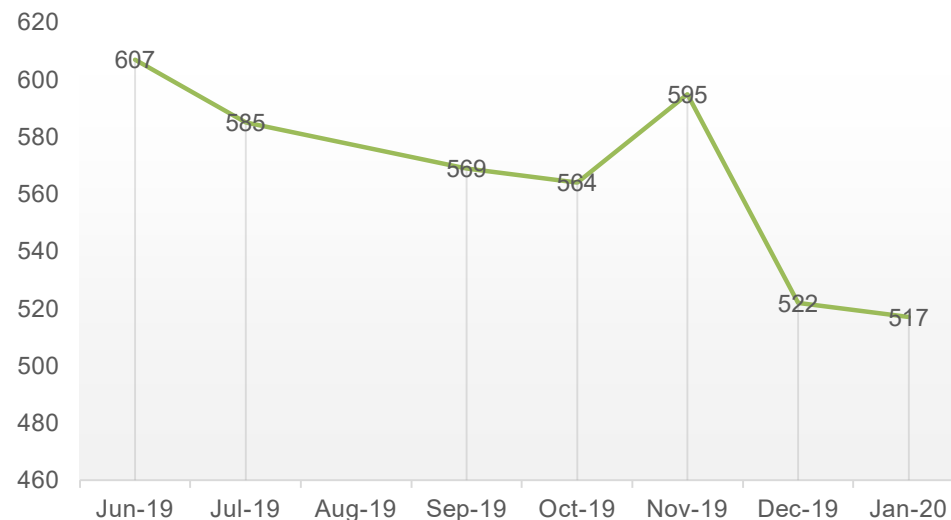


## Housing starts and completions Forecast v Actual 2015-2021



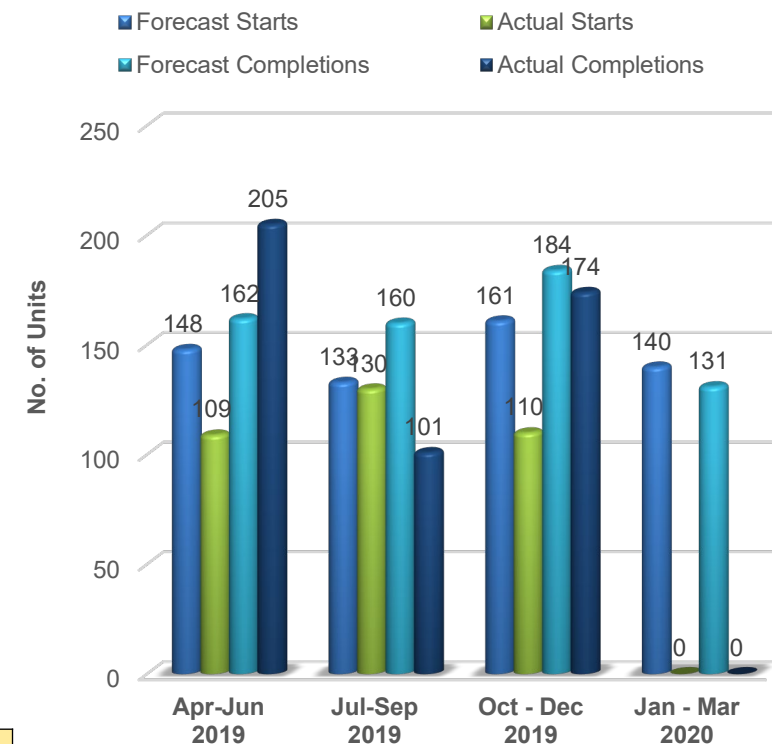
Key Housing Numbers
EDC Outline Planning Consent Total
12,044
EDC Detailed Planning Consent Total
3,658
EDC Housing Completions Total
1,944

## Units Started Not Completed



# EBBSFLEET HOUSING DELIVERY DASHBOARD – 22 JANUARY 2020

## Housing Starts and Completions Forecast v Actual 2019 - 2020



## Key Upcoming Planning Decisions

Site Location / Reference	Anticipated Decision Date	Scheme Description
Ebbsfleet Green - EDC/19/0125	Jan-20	Reserved matters application for erection of 133 dwellings together with associated open space
Croxton & Garry - EDC/19/0159	Feb-20	Reserved Matters application for the erection of 221 dwellings.