

HOUSING STARTS AND COMPLETIONS

1. Housing Starts & Completions within the Red Line Area

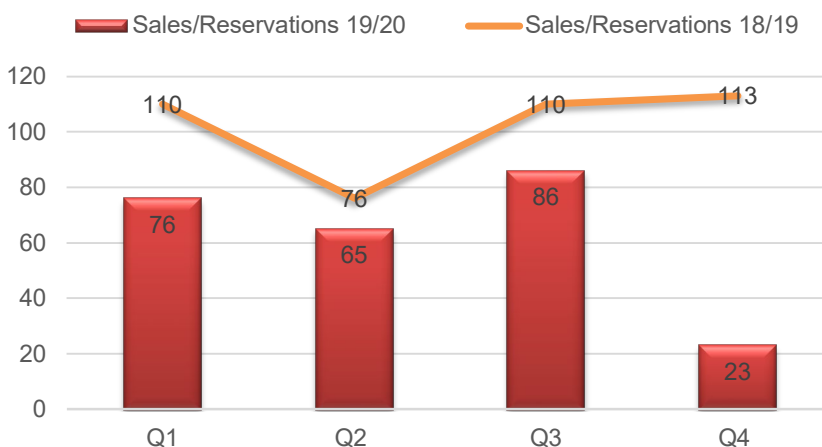
Year	Developer Forecast		Actual		EDC Forecast	
	Starts	Complete	Starts	Complete	Starts	Complete
2014-2015	-	-	15	40	-	-
2015-2016	-	-	63	60	-	-
2016-2017	-	-	549	141	-	-
2017-2018	-	-	547	312	-	-
2018-2019	-	-	590	613	-	-
2019-2020	489	587	352	509	-	580
2020-2021	780	694	-	-	-	1063

2. Completions within the Wider Garden City Area

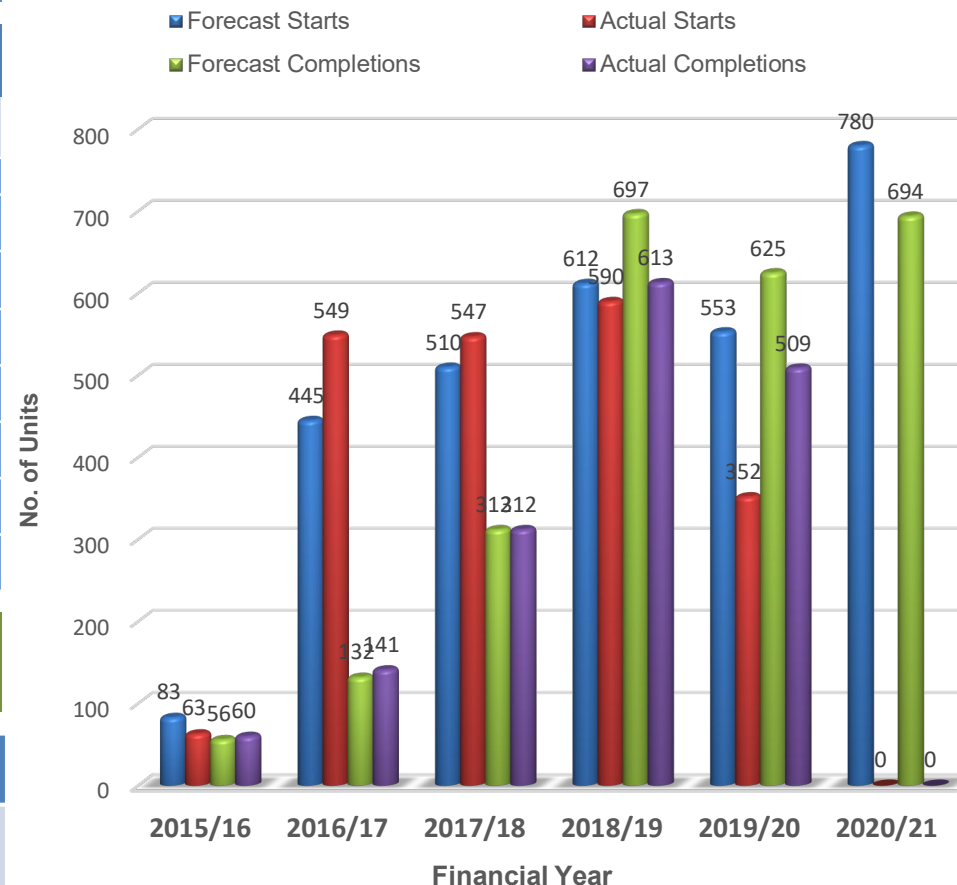
2016/2017: Actual Completions = 91 units

Top Risks to Delivery	RAG Status	Improving
Build Costs Rising	Amber	Progressing
Delays in application consultation responses	Amber	Progressing
Reliance on developers to submit complete applications and revised plans	Amber	Progressing
Supply of Labour on Site - Bricklayers	Amber	Progressing

Sales/Reservations Figures Per Quarter

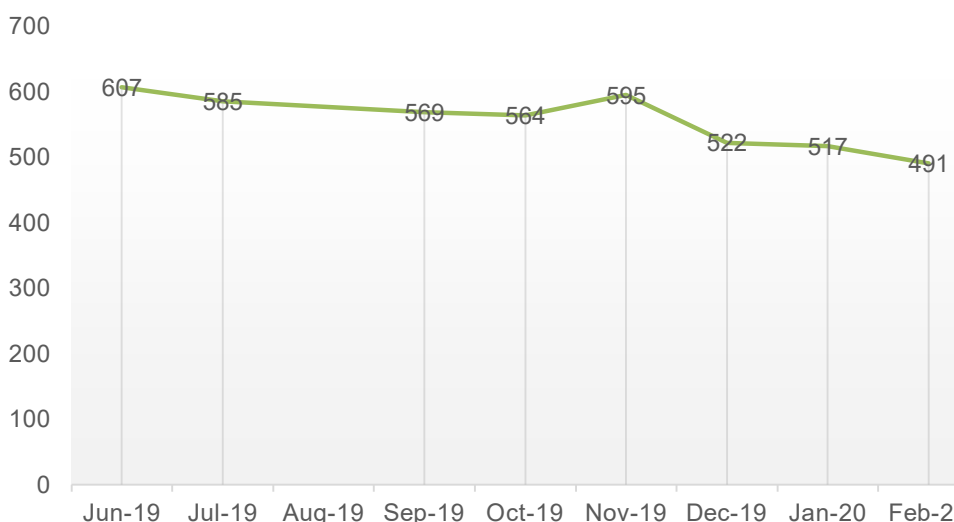


Housing starts and completions Forecast v Actual 2015-2021



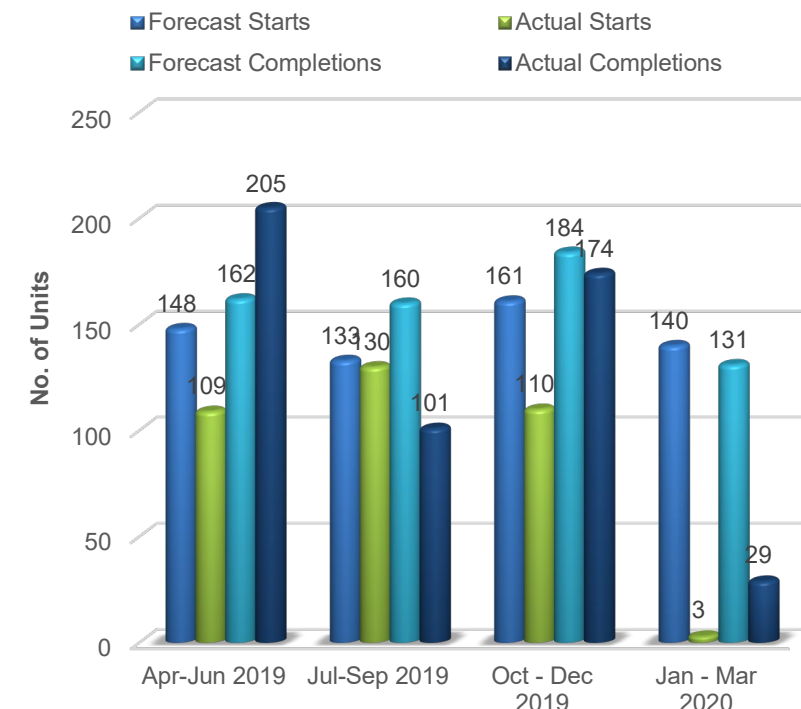
Key Housing Numbers	
EDC Outline Planning Consent Total	12,044
EDC Detailed Planning Consent Total	3,658
EDC Housing Completions Total	1,973

Units Started Not Completed



EBBSFLEET HOUSING DELIVERY DASHBOARD – 19 FEBRUARY 2020

Housing Starts and Completions Forecast v Actual 2019 - 2020



Key Upcoming Planning Decisions

Site Location / Reference	Anticipated Decision Date	Scheme Description
Croxton & Garry - EDC/19/0159	Feb-20	Reserved Matters application for the erection of 221 dwellings.
Ashmere Phase 1 - EDC/19/0196	Mar-20	Reserved matters application for erection of 281 dwellings.
Ebbsfleet Green - EDC/19/0221	Mar-20	Temporary siting of 3 no. buildings for use as Nursery & Primary School (D1)