

HOUSING STARTS AND COMPLETIONS

EBBSFLEET HOUSING DELIVERY DASHBOARD – 18 MARCH 2020

1. Housing Starts & Completions within the Red Line Area

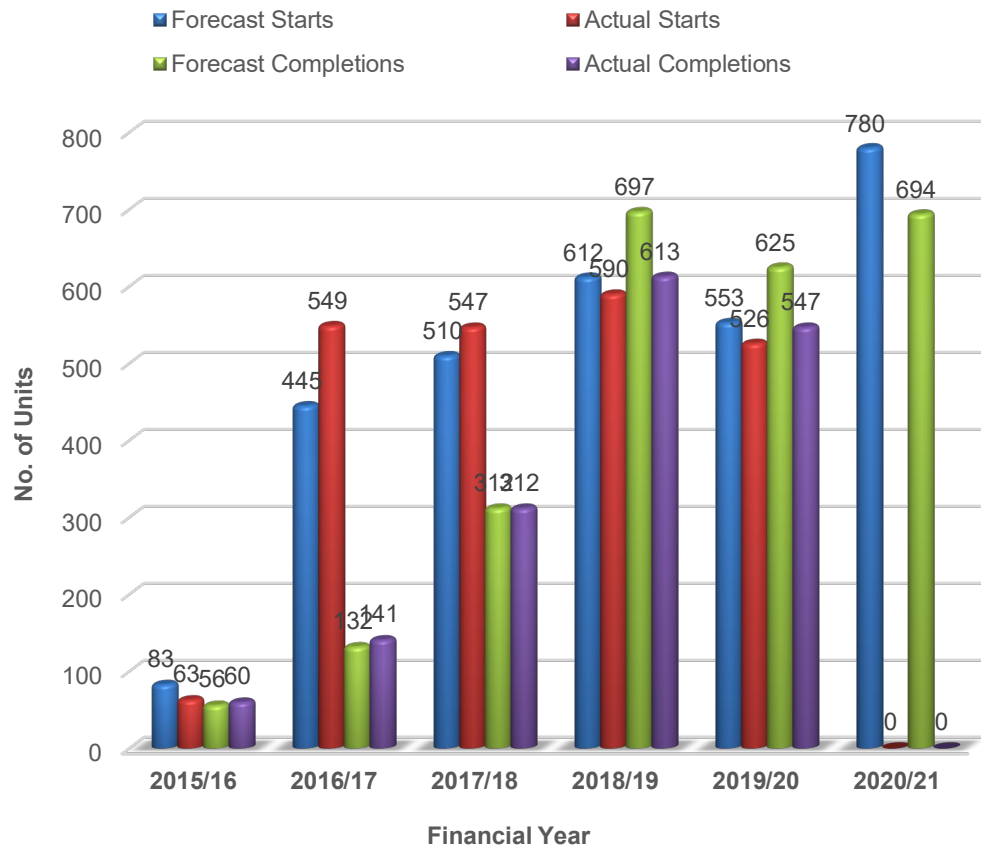
Year	Developer Forecast		Actual		EDC Forecast	
	Starts	Complete	Starts	Complete	Starts	Complete
2014-2015	-	-	15	40	-	-
2015-2016	-	-	63	60	-	-
2016-2017	-	-	549	141	-	-
2017-2018	-	-	547	312	-	-
2018-2019	-	-	590	613	-	-
2019-2020	526	580	526	547	-	580
2020-2021	876	742	-	-	-	1063

2. Completions within the Wider Garden City Area

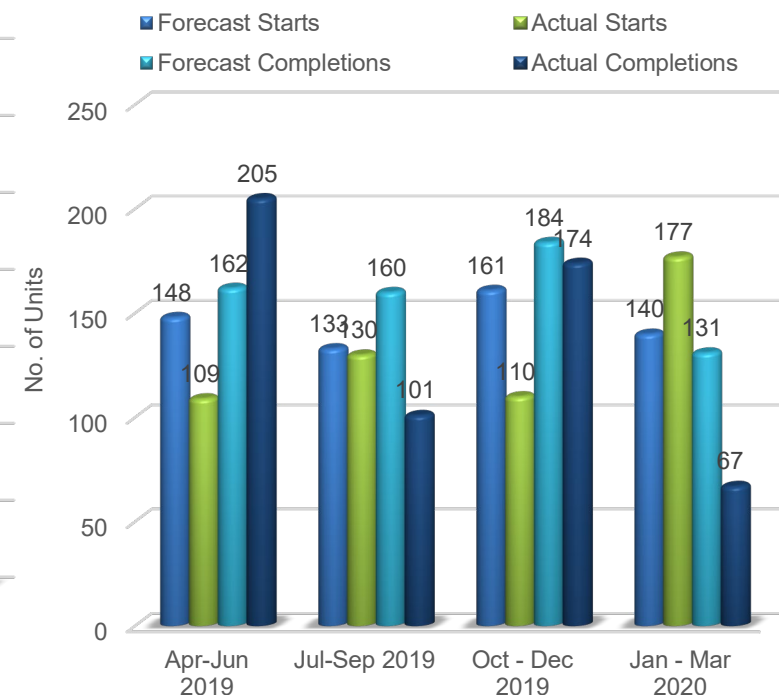
2016/2017: Actual Completions = 91 units
 2019/2020: Actual Completions = 19 Units

Top Risks to Delivery	RAG Status	Improving
Build Costs Rising	Yellow	Progress bar
Delays in application consultation responses	Yellow	Progress bar
Reliance on developers to submit complete applications and revised plans	Yellow	Progress bar
Supply of Labour on Site - Bricklayers	Yellow	Progress bar

Housing starts and completions Forecast v Actual 2015-2021



Housing Starts and Completions Forecast v Actual 2019 - 2020



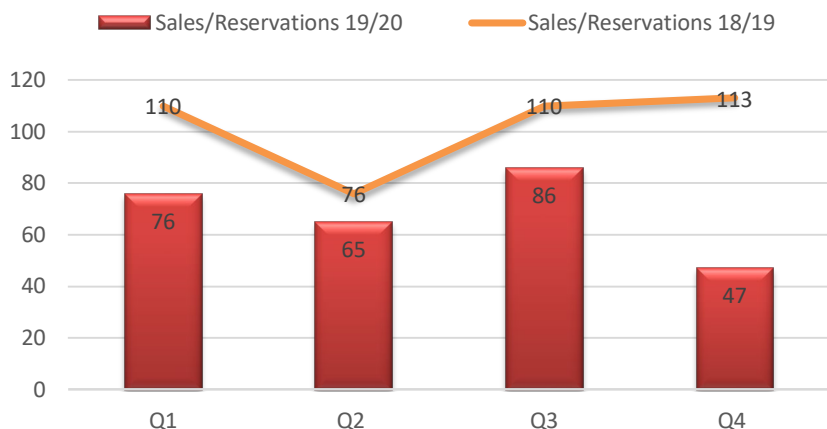
Key Housing Numbers

EDC Outline Planning Consent Total	12,045
EDC Detailed Planning Consent Total	3,879
EDC Housing Completions Total	2,011

Key Upcoming Planning Decisions

Site Location / Reference	Anticipated Decision Date	Scheme Description
Ebbsfleet Green - EDC/19/0221	Mar-20	Temporary siting of 3 no. buildings for use as Nursery & Primary School (D1)
Ashmere Phase 1 - EDC/19/0196	Apr-20	Reserved matters application for erection of 281 dwellings.
Swanscombe Edge - EDC/20/0022	May-20	Reserved Matters application for the erection of 171 dwellings.

Sales/Reservations Figures Per Quarter



Units Started Not Completed

