

# HOUSING STARTS AND COMPLETIONS

## 1. Housing Starts & Completions within the Red Line Area

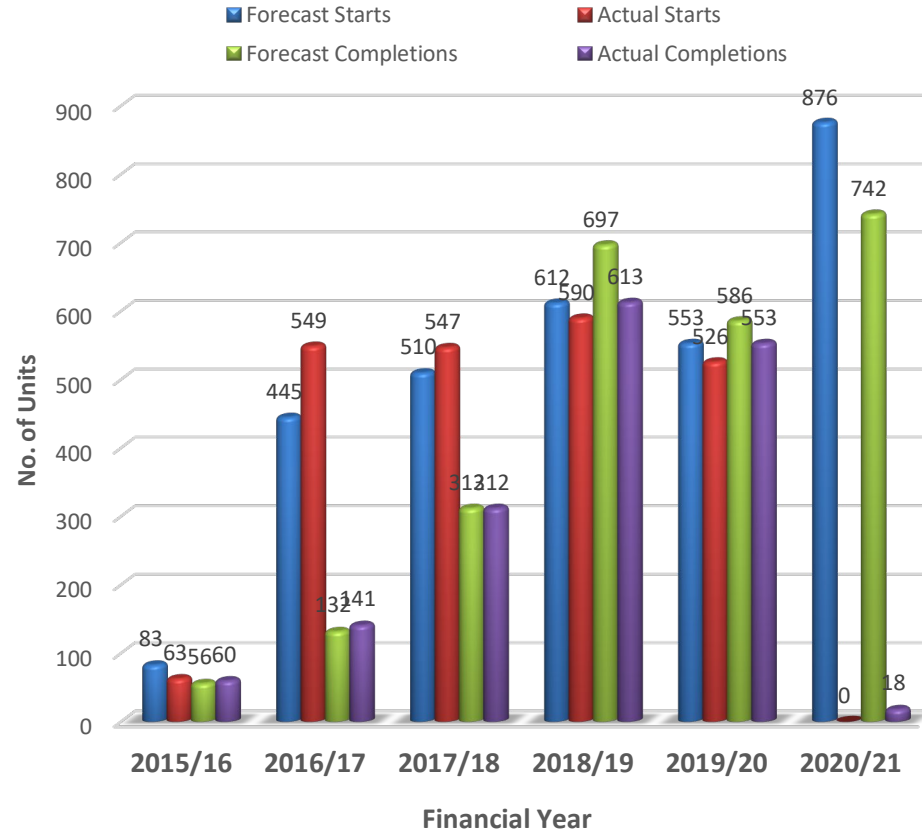
Year	Developer Forecast		Actual		EDC Forecast	
	Starts	Complete	Starts	Complete	Starts	Complete
2014-2015	-	-	15	40	-	-
2015-2016	-	-	63	60	-	-
2016-2017	-	-	549	141	-	-
2017-2018	-	-	547	312	-	-
2018-2019	-	-	590	613	-	-
2019-2020	-	-	526	553	-	-
2020-2021	876*	742*	0	18	-	TBC

## 2. Completions within the Wider Garden City Area

2016/2017: Actual Completions = 91 units  
 2019/2020: Actual Completions = 19 Units  
 \* - To Be Confirmed as soon as possible

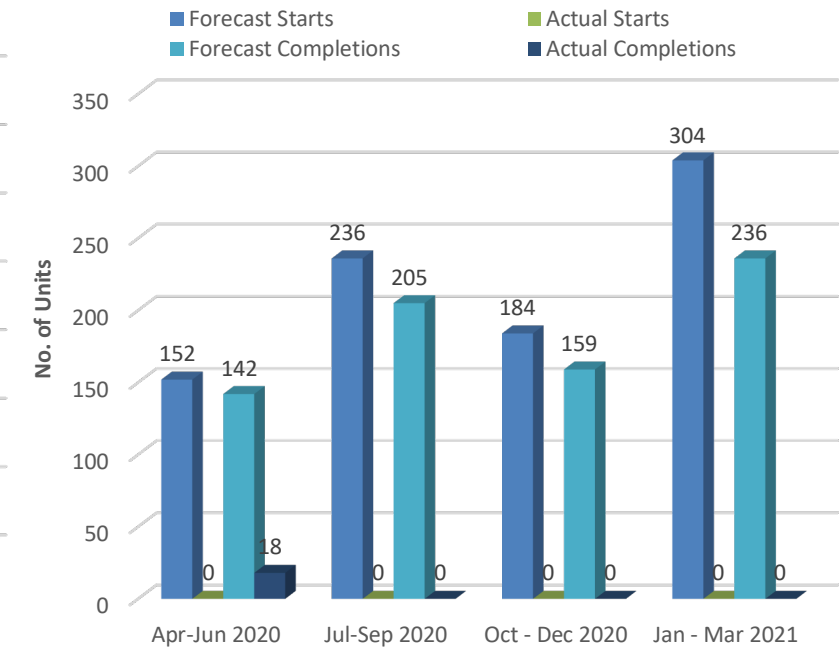
Top Risks to Delivery	RAG Status	Improving
Covid-19	Yellow	Progress bar
Build Costs Rising	Red	Progress bar
Delays in application consultation responses	Yellow	Progress bar
Reliance on developers to submit complete applications and revised plans	Yellow	Progress bar
Supply of Labour on Site	Yellow	Progress bar
Supply Chains for Materials	Red	Progress bar

Housing starts and completions  
Forecast v Actual 2015-2021



# EBBSFLEET HOUSING DELIVERY DASHBOARD – 17 JUNE 2020

Housing Starts and Completions  
Forecast v Actual 2020 - 2021



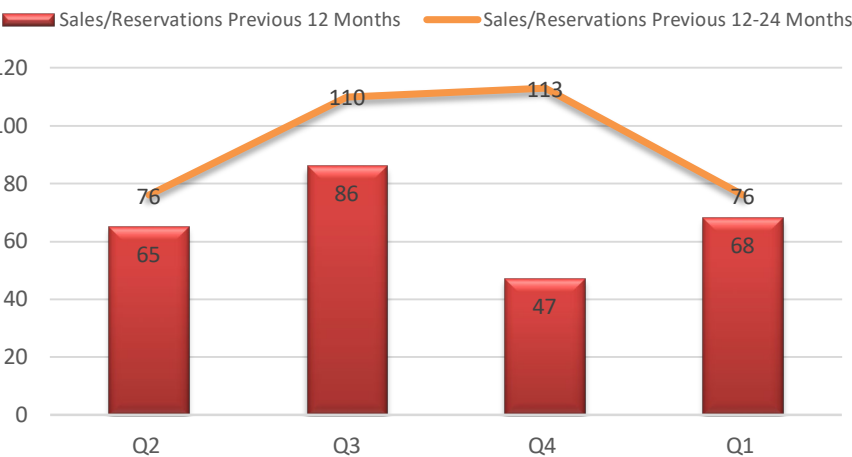
## Key Housing Numbers

<b>EDC Outline Planning Consent Total</b>	12,045
<b>EDC Detailed Planning Consent Total</b>	4,166
<b>EDC Housing Completions Total</b>	2,035

## Key Upcoming Planning Decisions

Site Location / Reference	Anticipated Decision Date	Scheme Description
Ebbsfleet Green - EDC/20/0051	Jul-20	Reserved Matters application for 2FE Primary School.
Alkerden Education Campus – EDC/20/0002	Jul-20	Reserved Matters application for 8FE Secondary School, 2FE Primary School and dual use sports facilities
Swanscombe Edge - EDC/20/0022	Jul/Aug - 20	Reserved Matters application for the erection of 171 dwellings.

Sales/Reservations Figures Per Quarter



Units Started Not Completed

