

# HOUSING STARTS AND COMPLETIONS

## 1. Housing Starts & Completions within the Red Line Area

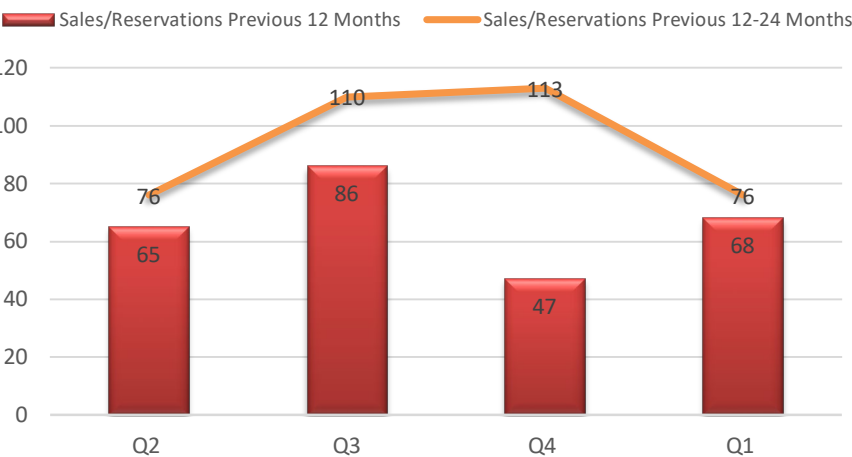
Year	Developer Forecast		Actual		EDC Forecast	
	Starts	Complete	Starts	Complete	Starts	Complete
2014-2015	-	-	15	40	-	-
2015-2016	-	-	63	60	-	-
2016-2017	-	-	549	141	-	-
2017-2018	-	-	547	312	-	-
2018-2019	-	-	590	613	-	-
2019-2020	-	-	526	553	-	-
2020-2021	876*	371	6	20	-	300

## 2. Completions within the Wider Garden City Area

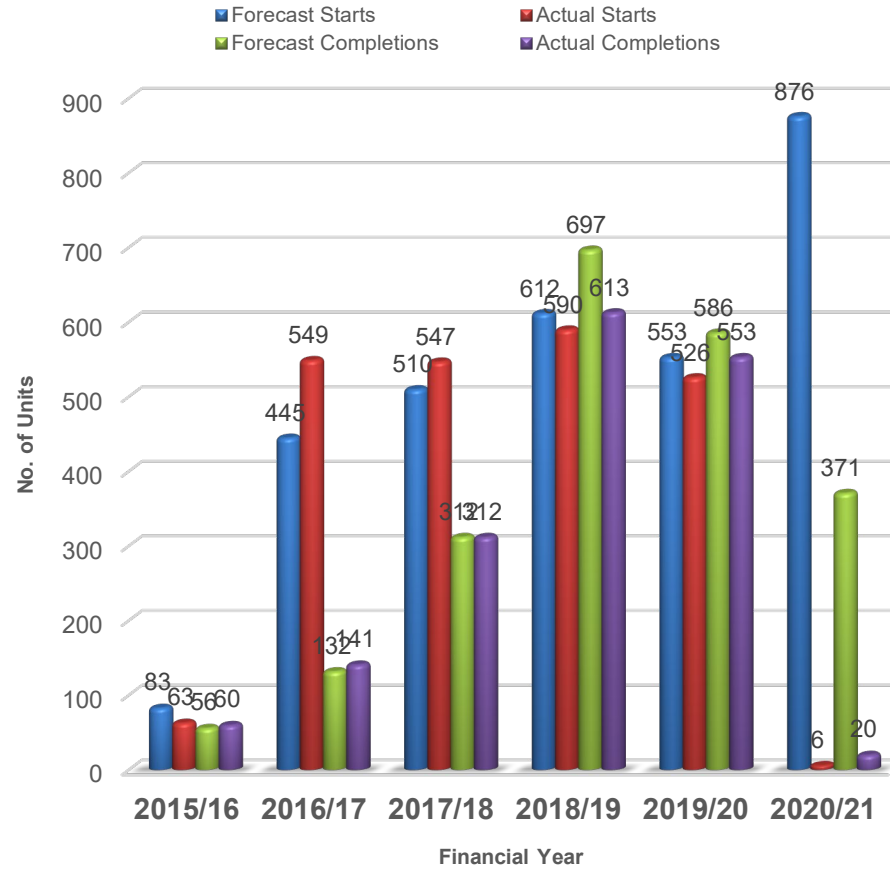
2016/2017: Actual Completions = 91 units  
 2019/2020: Actual Completions = 19 Units  
 \* - To Be Confirmed as soon as possible

Top Risks to Delivery	RAG Status	Improving
Covid-19	Yellow	Progress bar
Build Costs Rising	Red	Progress bar
Delays in application consultation responses	Yellow	Progress bar
Reliance on developers to submit complete applications and revised plans	Yellow	Progress bar
Supply of Labour on Site	Yellow	Progress bar
Supply Chains for Materials	Red	Progress bar

### Sales/Reservations Figures Per Quarter

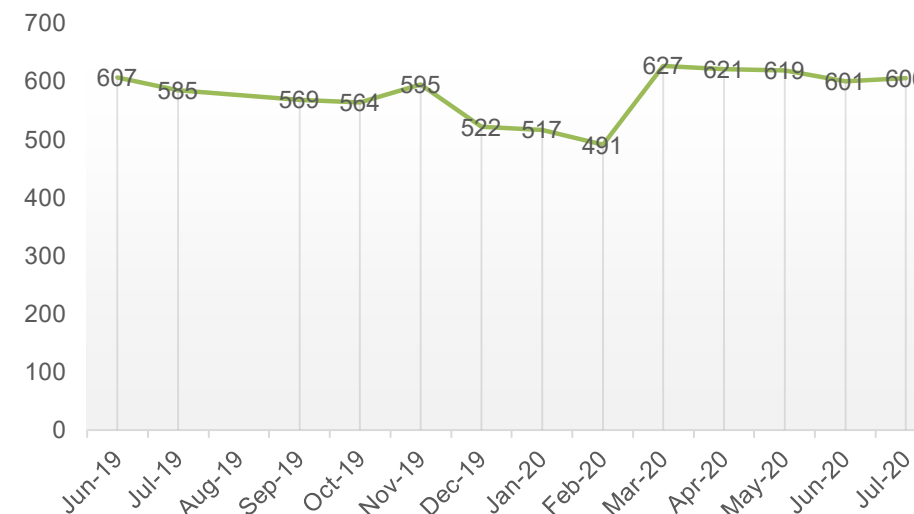


### Housing starts and completions Forecast v Actual 2015-2021



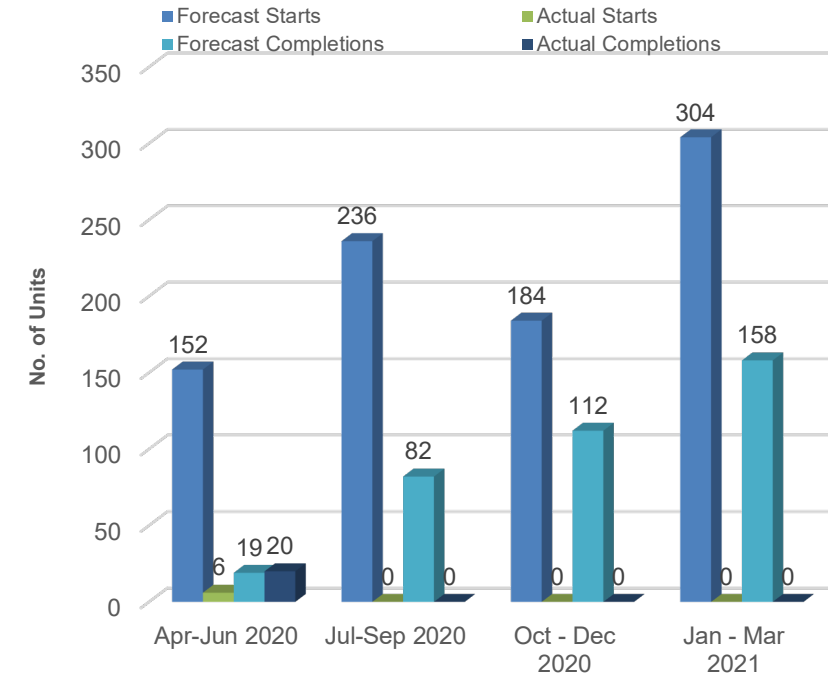
Key Housing Numbers
EDC Outline Planning Consent Total
12,045
EDC Detailed Planning Consent Total
4,166
EDC Housing Completions Total
2,037

### Units Started Not Completed



# EBBSFLEET HOUSING DELIVERY DASHBOARD – 17 JULY 2020

### Housing Starts and Completions Forecast v Actual 2020 - 2021



### Key Upcoming Planning Decisions

Site Location / Reference	Anticipated Decision Date	Scheme Description
Ebbsfleet Green - EDC/20/0051	Jul-20	Reserved Matters application for 2FE Primary School.
Alkerden Education Campus – EDC/20/0002	Aug-20	Reserved Matters application for 8FE Secondary School, 2FE Primary School and dual use sports facilities
Northfleet West EDC/20/0080	Sep-20	Condition Discharge application relating to detailed Masterplan