

HOUSING STARTS AND COMPLETIONS

1. Housing Starts & Completions within the Red Line Area

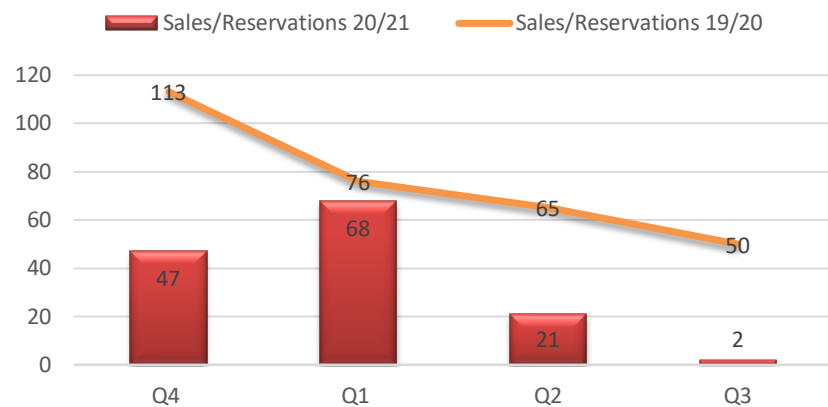
Year	Developer Forecast		Actual		EDC Forecast	
	Starts	Complete	Starts	Complete	Starts	Complete
2014-2015	-	-	15	40	-	-
2015-2016	-	-	63	60	-	-
2016-2017	-	-	549	141	-	-
2017-2018	-	-	547	312	-	-
2018-2019	-	-	590	613	-	-
2019-2020	-	-	526	553	-	-
2020-2021	568	371	133	176	-	300

2. Completions within the Wider Garden City Area

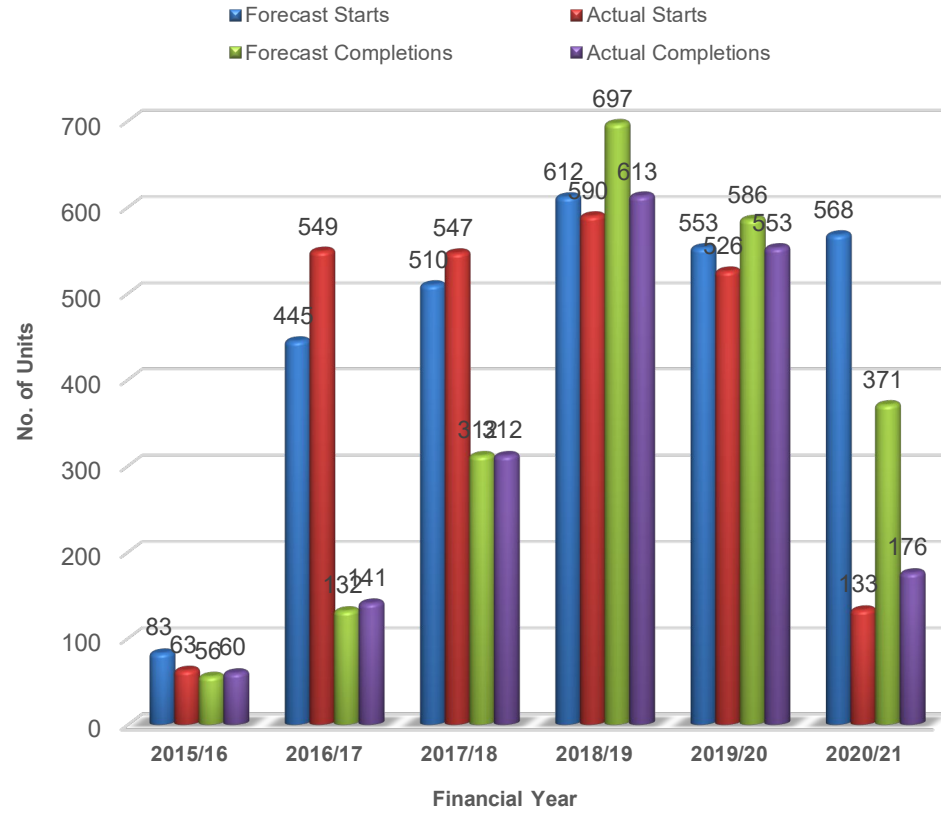
2016/2017: Actual Completions = 91 units
2019/2020: Actual Completions = 19 Units

Top Risks to Delivery	RAG Status	Improving
Covid-19	Yellow	Progressing
Build Costs Rising	Yellow	Progressing
Delays in application consultation responses	Yellow	Progressing
Reliance on developers to submit complete applications and revised plans	Yellow	Progressing
Supply of Labour on Site	Yellow	Progressing
Supply Chains for Materials	Red	Progressing

Sales/Reservations Figures Per Quarter



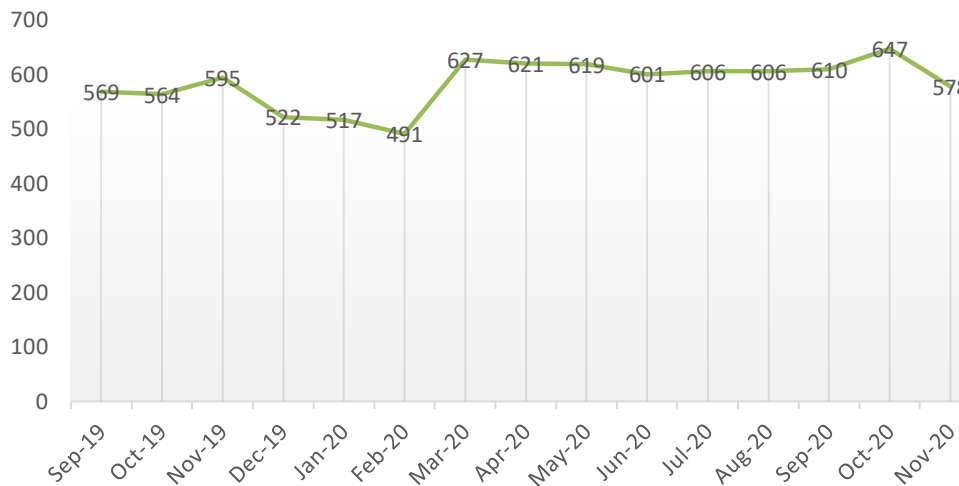
Housing starts and completions Forecast v Actual 2015-2021



Key Housing Numbers

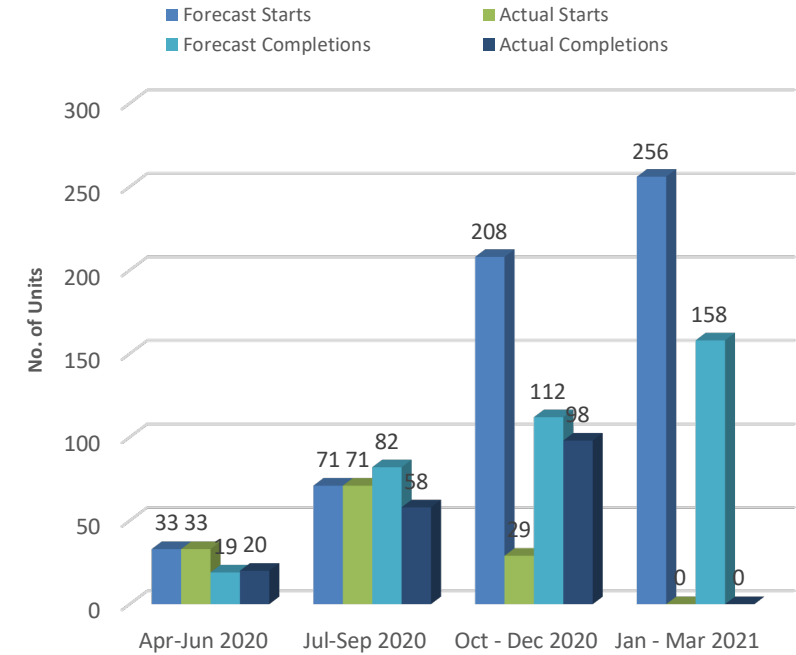
EDC Outline Planning Consent Total	12,045
EDC Detailed Planning Consent Total	4,166
EDC Housing Completions Total	2,193

Units Started Not Completed



EBBSFLEET HOUSING DELIVERY DASHBOARD – 18 NOVEMBER 2020

Housing Starts and Completions Forecast v Actual 2020 - 2021



Key Upcoming Planning Decisions

Site Location / Reference	Anticipated Decision Date	Scheme Description
Alkerden Education Campus – EDC/20/0002	December-20	Reserved Matters application for 8FE Secondary School, 2FE Primary School and dual use sports facilities.
Northfleet West EDC/20/0080	December-20	Condition Discharge application relating to detailed Masterplan.
Ebbsfleet Green EDC/18/0170	December-20	Reserved matters application for erection of 126 apartments.